



Betextrader User Manual

User guide
Nov 2025

Table of contents

Introduction	5
Version History.....	6
Installing BetexTrader.....	11
Trial Software.....	15
Activating Your Software	16
De-Activating Your Software.....	20
Moving Your Software To A New PC.....	21
Renewing Your License.....	22
Getting Started.....	23
Loading Markets Pro Version	25
Loading Markets Ultimate Version	30
Check The Settings	36
Design Your Betplan.....	37
Attach Your Betplan To A Market.....	40
Click Start Trading.....	42
Monitor Bets And Results.....	43
Load Betplan from a File.....	46
Cancel Betplans.....	47
Make a Selection In All Markets	48
BetexTrader – User Interface	49
Main Menu	52
Main Menu – Settings	53
Settings - Trading Options	54
Settings - Betfair Options	55
Settings - Display	57
Settings - Message Options	58
Settings - Sounds	59
Settings - Manual Trading	60
Main Menu – Calculator	63
Main Menu - Import Selections	64
Main Menu - Scheduler	66
Main Menu - Export Results	69
Main Menu – Logout	70
Main Menu – Help.....	71
Create Support Log.....	72
Main Menu – About.....	73
Market & Selection Filters	74
Market Filters.....	75
General Filters	77
Market Type, Country, Competition and Venue Filters.....	78
Market Filters - Horse Racing	80
Selection Filters - Horse Racing	82
Market selection Controls.....	83
Markets List	85
Selections List.....	87
Horse Race Status	88
Auto-Scroll Feature.....	89
Forced Updates	90
New Bet Plan Tab	91
Strategy.....	93
Bet 1	95

Bet 1 Stake Type.....	96
Bet 1 Price Type.....	101
Bet 1 Keep Bet Option	103
Bet 1 Trigger Conditions	105
Other Bet 1 Criteria	107
Horse Racing Bet 1 Criteria	112
Bet 1 Cancel Conditions.....	113
Betplan Settings.....	114
'Early' Bet 1 Placement.....	115
Bet 2	116
Bet 2 Trigger Condition	119
Stop-Loss Bet	120
Stop Loss Bet Trigger Conditions	124
Stop Loss Bet Placement With Offset Ticks	125
'Early' Stop-Loss Bet Placement.....	126
Potential P&L	127
Saving and Loading Bet Plans.....	128
Recently Used Betplan Selection.....	129
Attaching A Bet Plan To Market(s).....	130
Multiple Bet Plans Per Market.....	133
Cancelling Bet Plans	134
Bets & Betting Plan Summary Tabs.....	136
Terminating The Betting Plan	138
Manual Trading Interface - MTI.....	139
Market MTI Settings	140
MTI Back and Lay Buttons.....	141
MTI P&L Display.....	143
MTI Trade Out Bet	145
MTI Refresh Rate	146
Ticks & Offset Ticks.....	147
Trading Control Bar	149
Trading Modes	150
Results Tab	151
Stop On Profit / Loss	152
Account Balance Display.....	153
Export Results	154
Messages Tab.....	155
Status Info Bar.....	156
Section 1 – Date	157
Section 2 – Time	158
Section 3 – Betting Mode.....	159
Section 4 – Trading Status.....	160
Section 6 – Currency.....	161
Section 7 – Message Count.....	162
Section 8– General.....	163
Running Multiple Instances	164
BetexTrader – Under The Hood.....	165
Application Structure.....	166
Market Update Frequency	167
Non-Runners.....	168
Matching Simulated Bets.....	169
Timezones.....	170

Context Save and Restore	171
Licensing & Activation	172
Move License to Another PC	175
Product Versions.....	176
Extending Your Trial Period.....	177
Betfair Vendor Certification Compliance	181
Part A – Application Security Certification	182
Part B – Product Requirements	183

Introduction

Welcome to the Betextrader User Manual.

The purpose of this document is to provide you the reader with notes on how to use the BetexTrader application and some insight into how it functions.

Version History

Date	Author	Changes
2014	BetexTrader	First version.
	BetexTrader	Added new section: 5. User Provisioning & Licensing Added new section: 6. Betfair Vendor Certification Compliance Added new section: 3.2.2 Forced Updates Updated section: 4.2 Loading The Race List
	BetexTrader	Added new section: 7. Vendor Certification Request – Supporting Notes Added new section: 3.6.3 Account Balance Display
	BetexTrader	Added new section: 3.3.2.1 Bet 2 Profit Percentage
	BetexTrader	Updated sections: 3.3.1 – Bet 1 3.3.2 – Bet 2 3.3.2.1 – Bet 2 Profit Percentage Added new sections: 3.3.3.1 – Stop Loss Percentage Option 3.3.3.2 – Stop Loss Percentage With Offset Ticks
	BetexTrader	Updated section: 3.3 New Bet Plan Tab
	BetexTrader	Added new section: 3.3.1.1 Bet1 Persistence
10/07/2014	BetexTrader	Updated sections: 3.3.1 – Bet 1 3.3.2 – Bet 2 3.3.3 – Stop Loss Bet Removed sections: 3.6.1 – Estimating The Simulated P&L Result 3.8.5 – API Data Calls 3.9.1.2 – Settings – Betfair Options 4.2 – Loading The Race List 4.3 – Data Calls Per Update Cycle
28/08/2014	BetexTrader	General updates to replace references to 'Races' with 'Markets', and 'Runners'/'Horses' with 'Selections'. Updated sections: 3.2 – Races List (now Markets List) 3.3 – Runners List (now Selection List) 3.4 – New Bet Plan Tab 3.4.6.1 – Multiple Bet Plans Per Market (removed reference to data calls per second). 3.4.7 – Cancelling Bet Plans (removed the comment saying that bets from other instances of the BTX will be cancelled, this is no longer the case). 3.7 – Results Tab 4.2 – Market Update Frequency 4.3 – Non-Runners (updated description of how a non-runner is identified).

		<p>4.6 – Context Save and Restore. 5 – User Provisioning and Licensing. 5.1 – Product Versions On LimeLM.</p> <p>Added new sections: 3.1 – Market Selection 3.3.1.4 – Other Bet 1 Criteria 3.10.4.1 – Error Log</p> <p>Removed sections (these are now covered in separate documents): 6 – Betfair Vendor Certification Compliance 7 – Vendor Certification Request 8 – Appendix A – Betfair Login Source Code</p>
29/09/2014	BetexTrader	<p>Added new section: 3.4.1.3 – Bet 1 'Keep Bet' Option Deleted section: 3.4.1.6 – Bet 1 Persistence This is now covered by the new section above.</p>
30/01/2015	BetexTrader	<p>Updated sections: 3.2 – Markets List – new section 'Tools' 3.3 – Selections List – new section 'Tools' 3.4.1.5 – Other Bet 1 Criteria – new section 'No of Active Selections list'</p>
03/02/2015	BetexTrader	<p>Updated sections: 3.1 – Market Selection – added Greyhound Racing</p>
17/02/2015	BetexTrader	<p>Updated sections: 3.4.1.5 – Other Bet 1 Criteria – added new option 'Minimum Market Volume Traded'. Added new sections: 3.4.1.7 – Bet 1 Cancel Conditions</p>

16/04/2016	BetexTrader	Change all references to 'BetexTrader'. Added new section 3.10.1.4 – Betfair Options Updated section: 3.4.1.4 Bet 1 Trigger Conditions Added the ability to have up to 3 price ranges. (now removed 1.15)
30/04/2016	BetexTrader	Added new section 3.4.5.1 – Recently Used Bet Plan Selection
14/06/2016	BetexTrader	Updated section: 3.4.1.4 Bet 1 Trigger Conditions Removed the option of 2 additional price ranges. Updated section: 3.4.1.5 Other Bet 1 Criteria Added the ability to have up to 3 BSP prices ranges for the selection.
08/08/2016	BetexTrader	Updated section: 3.4.1.2 Bet 1 Price Type Included the new option to specify offset ticks for the 'Take Available Price' type. Updated section: 3.4.1.5 Other Bet 1 Criteria Added new option 'Do not bet if the BSP of the first 2 faves is within x%'
08/08/2016	Betextrader	Updated section: 3 Betextrader User Interface Added notes on specifying Betfair login location.
20/09/2016	Betextrader	Updated section: 3.1.1.1 General Filters - Removed "Exchange" which is no longer required.
24/02/2017	Betextrader	Added section on Offset ticks and price increments and how to use this with Betfair best value matching.
13/03/17	Betextrader	Updated section on Account Balance Display for Virtual account. Updated section on Settings - trading options for Virtual account Updated section Bet 1 Stake Type

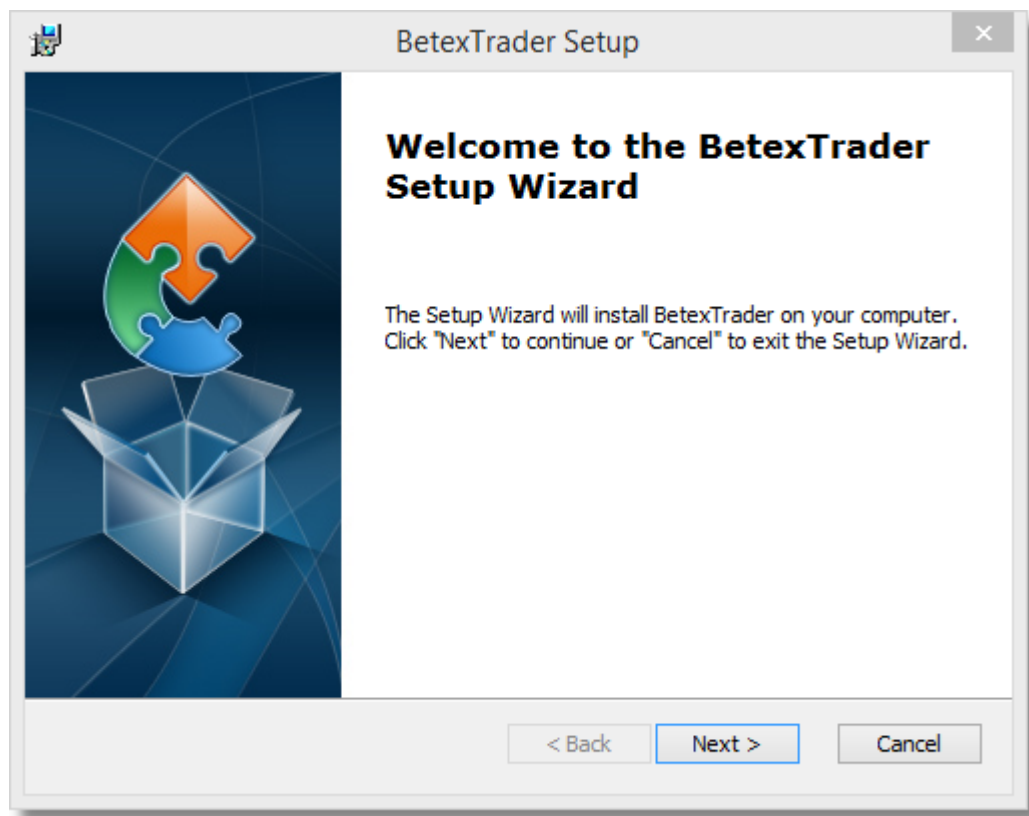
		Added new BACK bet option '% of Virtual Account Balance'. Added new LAY bet option 'Liability as % of Virtual Account Balance'.
04/04/2017	Betextrader	Added new section Export Results
20/04/17	Betextrader	Updated section Markets List , Mentioned the display of bet plan name when you hovers the mouse over clipboard symbol. Updated section Bets & Betting Plan Summary Tabs, Mentioned the inclusion of the bet plan name if known.
24/05/17	Betextrader	Updated Settings – Betfair Options Added new section 'Deduct Betfair Commission's Updated Other Bet 1 Criteria Corrected the formula used to calculate the percentage difference in prices for the 2 faves.
09/06/17	Betextrader	Updated Settings – Betfair Options section 'Deduct Betfair Commission' to include deduction from the virtual account.
02/08/2017	Betextrader	Added new section Horse Race Status Updated Other Bet 1 Criteria – added new sub-sections: LPM Range of the Favourite, LPM Range of Selection, Do not bet if the LPM of the first 2 faves is within x% Added new section Horse Racing Bet 1 Criteria
22/08/17	Betextrader	Updated section Horse Racing Bet 1 Criteria Included new option 'Time After Race Status'
06/10/17	Betextrader	Added new section Manual Trading Interface Added new section Settings – Manual Trading Options

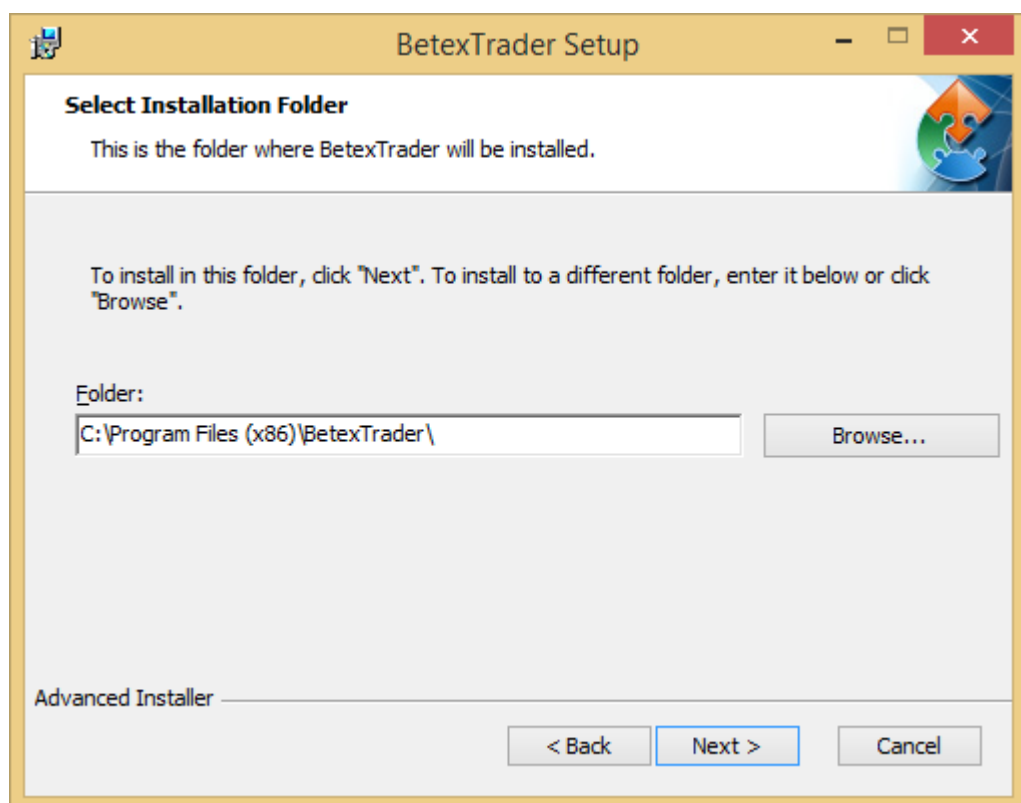
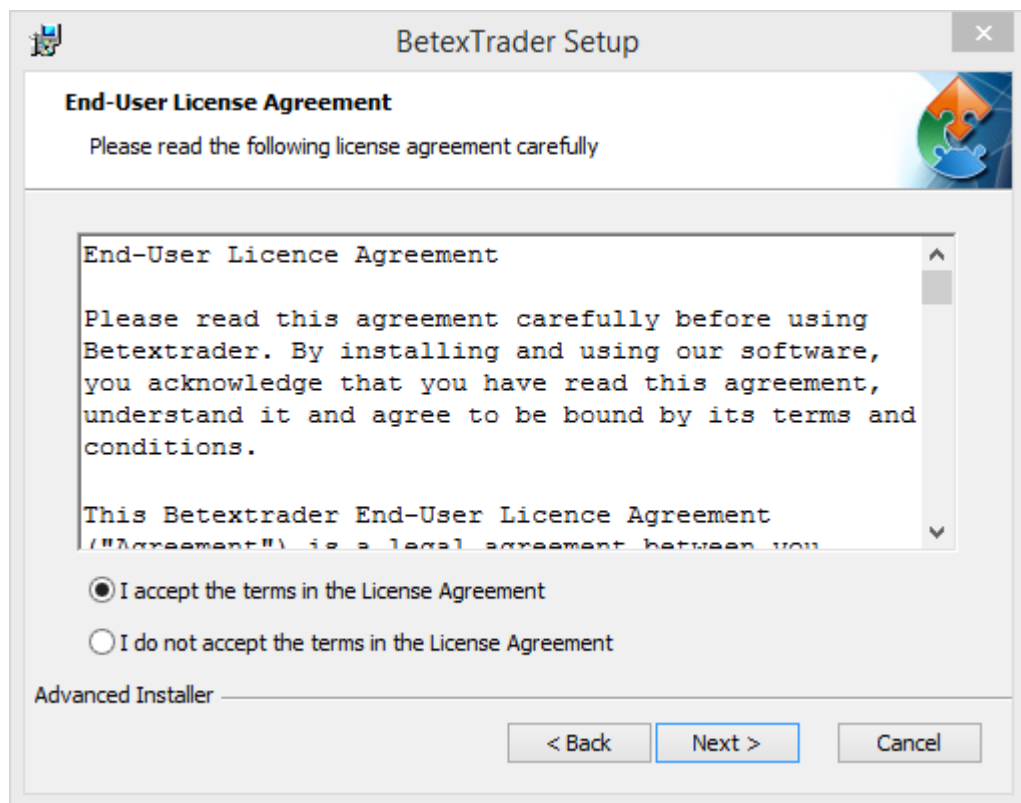
		<p>Updated section Markets List Noted that clicking on the clipboard icon will display a bet plan summary popup. Updated section Selections List Added a reference to the Manual Trading Interface Updated section Multiple Bet Plans Per Market Clarified the display of external P&L and made reference to MTI bets. Updated section Bets and Betting Plan Summary Tabs Noted that these tabs are not displayed if the MTI is enabled. Updated section Results Tab Noted that a market will be included in the Results list if it has a bet plan or MTI bet. Updated section Export Results Added reference to manual bets. Updated section Messages Tab Added reference to the reporting of MTI bets. Updated section Market Update Frequency Added reference to screen update rate when the MTI is enabled.</p>
14/01/2020		<p>Updated section New Bet Plan Tab - Updated for the new expandable/collapsible layout. Updated section Strategy - Updated for the favourites option to included 4th to 10th Updated section 3.1 Market Selection Updated for new horse racing filters. Added new section 3.4.7 Bet Plan Settings Updated section 3.2 Markets List Updated for new column Ticked Sel Added new Main Menu section 3.11.3 Import Selections Added new Main Menu section 3.11.4 Scheduler</p>
27/11/2025	Betextrader	v 2.34 Removed Italian and Swedish Endpoints

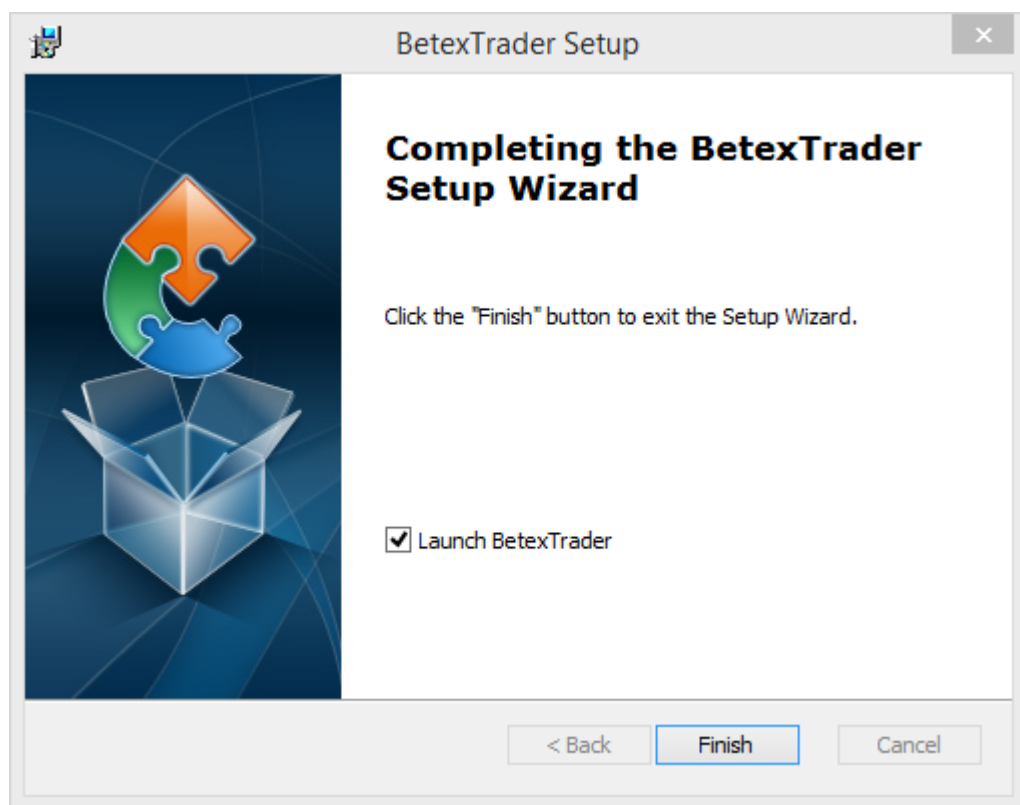
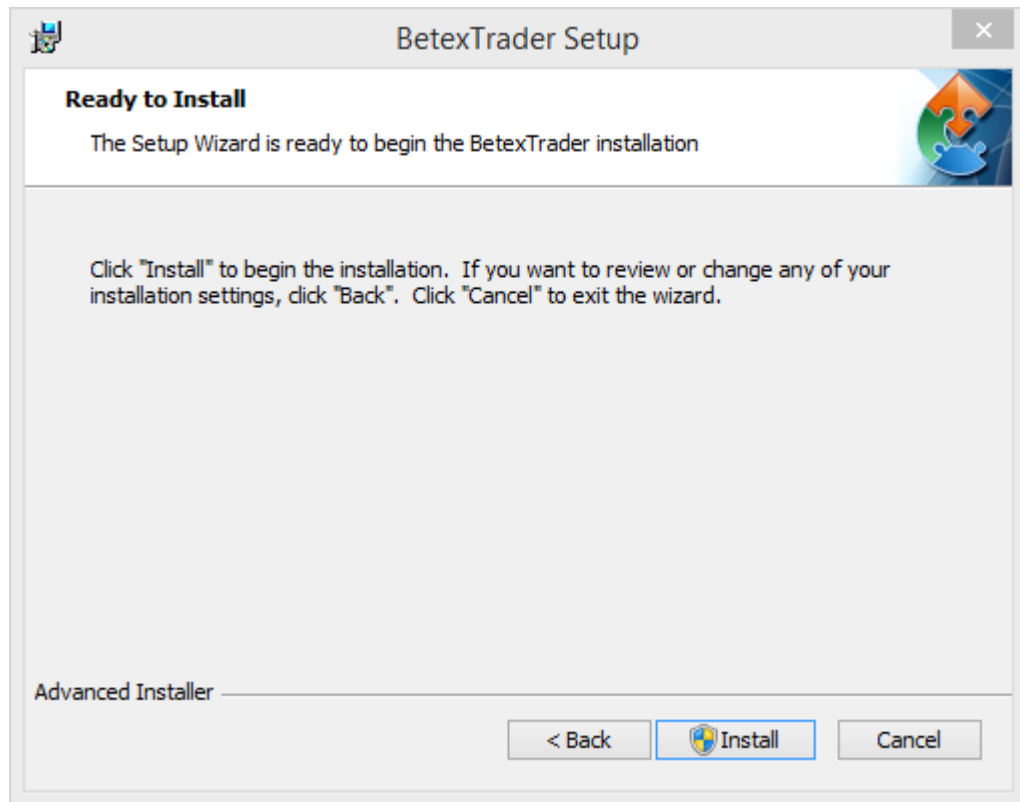
Installing BetexTrader

Installing BetexTrader is very easy, just the same as installing any other Windows based software.


1. Download the installer file provided via the link on the [trial download page](#), then save to your desktop/PC. The installer file name will be something like BetexTrader_2_00_24_Ultimate.msi and contains the version number 2.00.24
2. Double click the installer file to start the installation
3. Follow the on screen prompts to complete installation as follows:







You should then see the BTX icon on your desktop as follows:



[Trial Software](#)

[Activating Your Software](#)

Trial Software

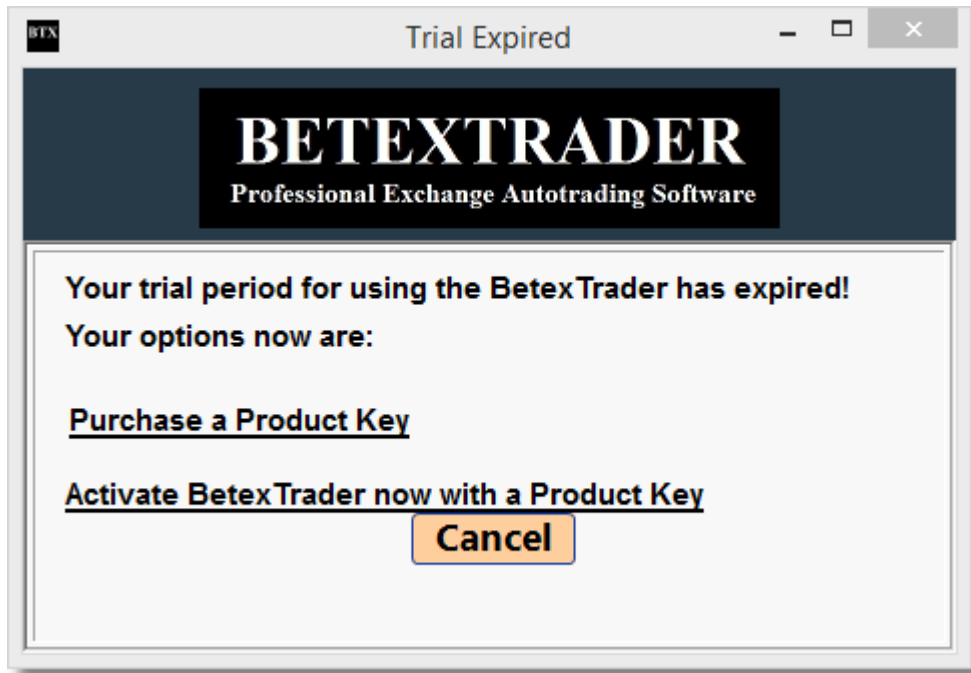
Everyone can try the software free of charge by taking the [7 day free trial](#). No activation is needed. After installation you will automatically get 7 days full use.

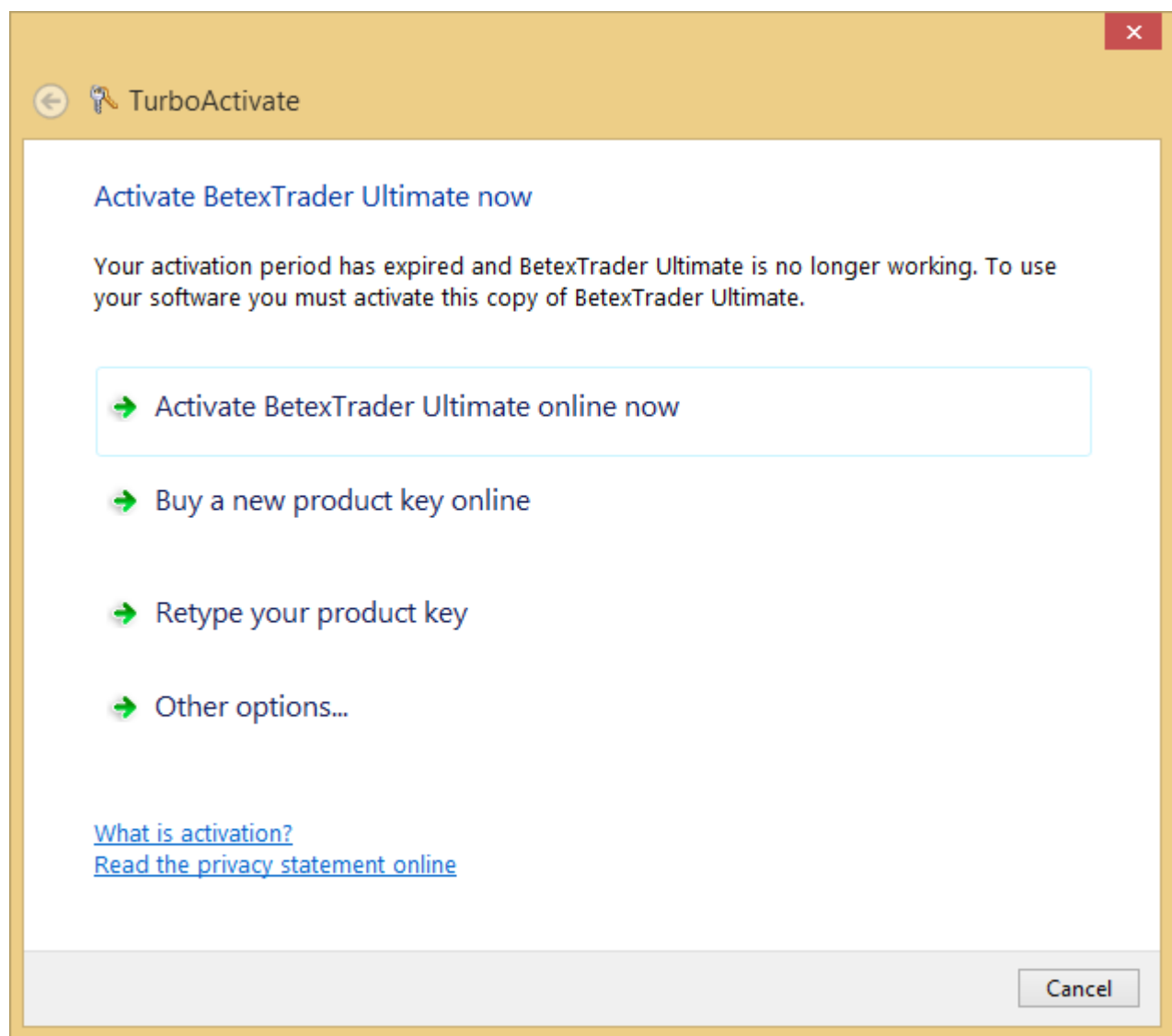
All functions are fully available during the trial, it is simply time limited.

Activating Your Software


You can purchase an activation key then activate your software using the activation code sent to you.

Purchase a license at www.betextrader.com





Copy and paste the activation code into the box provided.

 TurboActivate

Type your product key

The product key can be found in an email we sent you. Activation will register the product key to this computer.

The product key looks like this:

PRODUCT KEY: XXXX-XXXX-XXXX-XXXX-XXXX-XXXX-XXXX

Product Key:

[What is activation?](#)
[Read the privacy statement online](#)

Next

Cancel

Type your product key

The product key can be found in an email we sent you. Activation will register the product key to this computer.

The product key looks like this:

PRODUCT KEY: XXXX-XXXX-XXXX-XXXX-XXXX-XXXX-XXXX

Product Key:

KEN6-FCK5-ZS2S-YSTQ-DDYF-U89U-3ITA

[What is activation?](#)

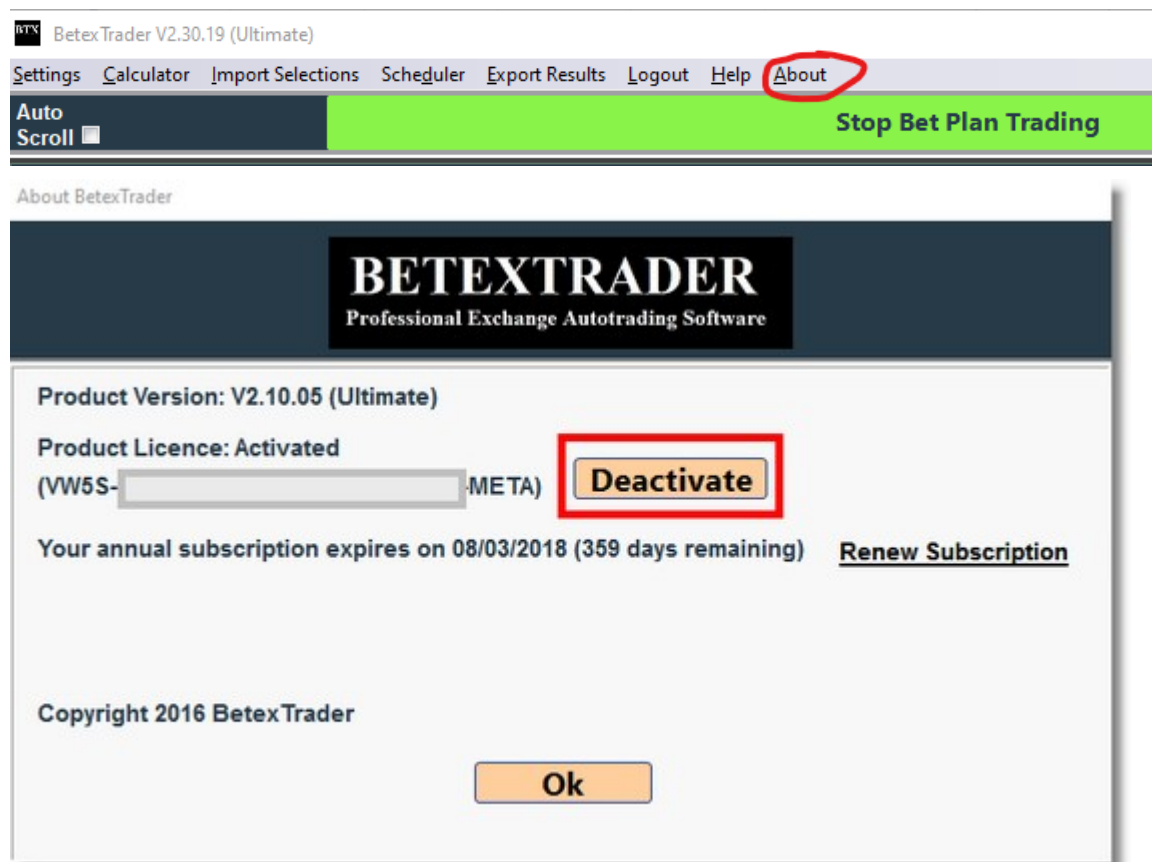
[Read the privacy statement online](#)

Next

Cancel

De-Activating Your Software

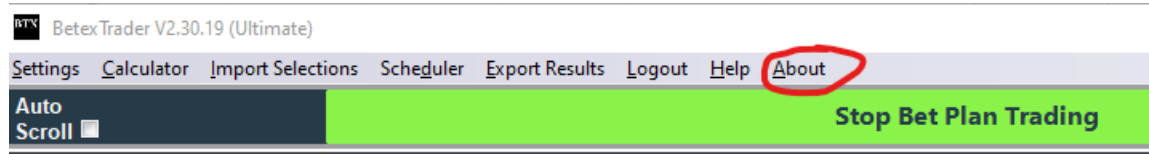
You can also de-activate your software should you want to move the software to another PC via the About Menu.



Moving Your Software To A New PC

You can move your BetexTrader software between PC's.

Simply make a note of your activation code from the email sent to you or go to the About Screen on the Main Menu.



Click [De-Activate](#) on the About Screen.

Then install the software on the new PC and Activate using your activation code.


Renewing Your License

You can renew your license by contacting support at <https://www.betextrader.com> or via the link in the software.

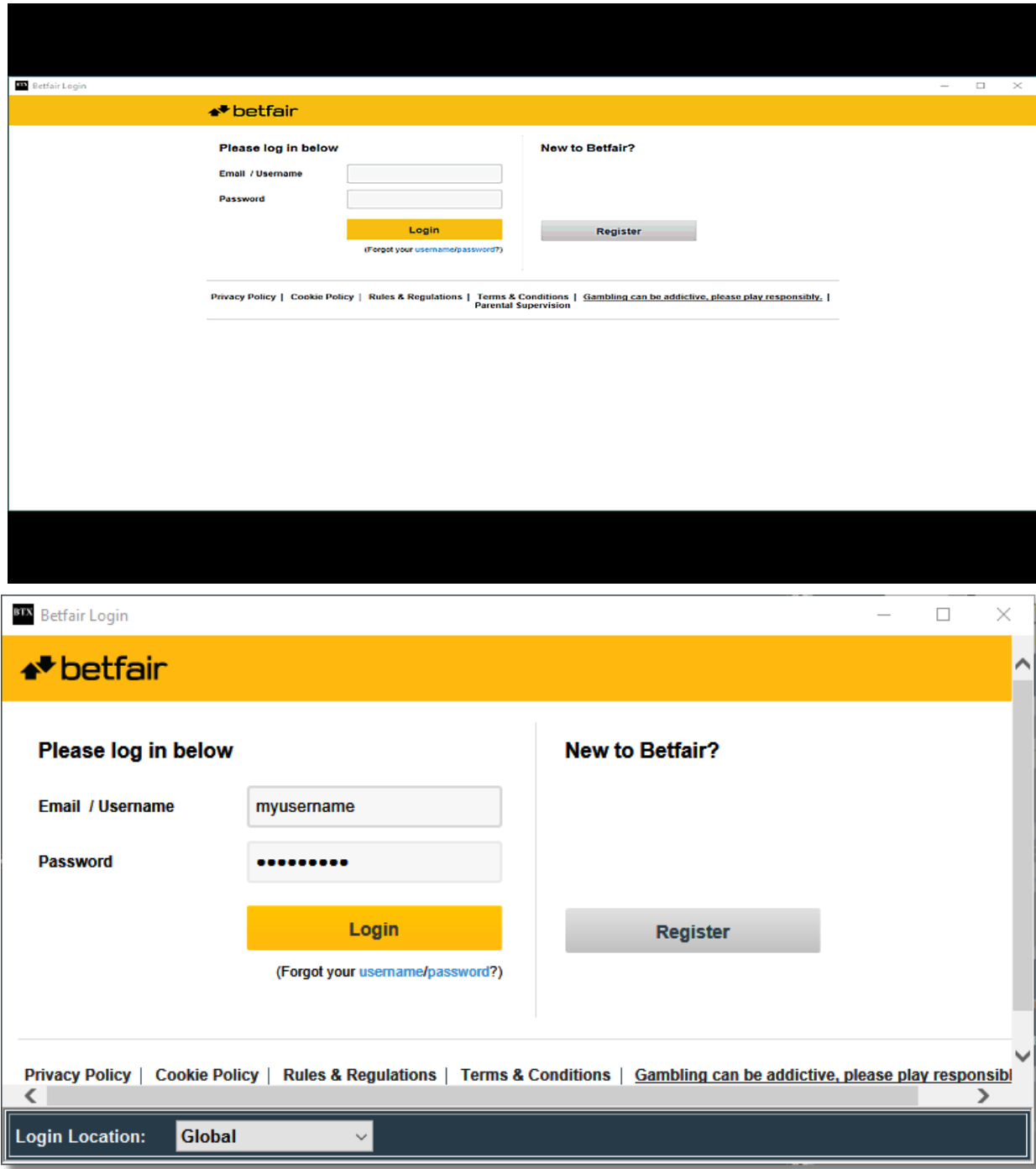
Getting Started

Here's a quick getting started guide for you.

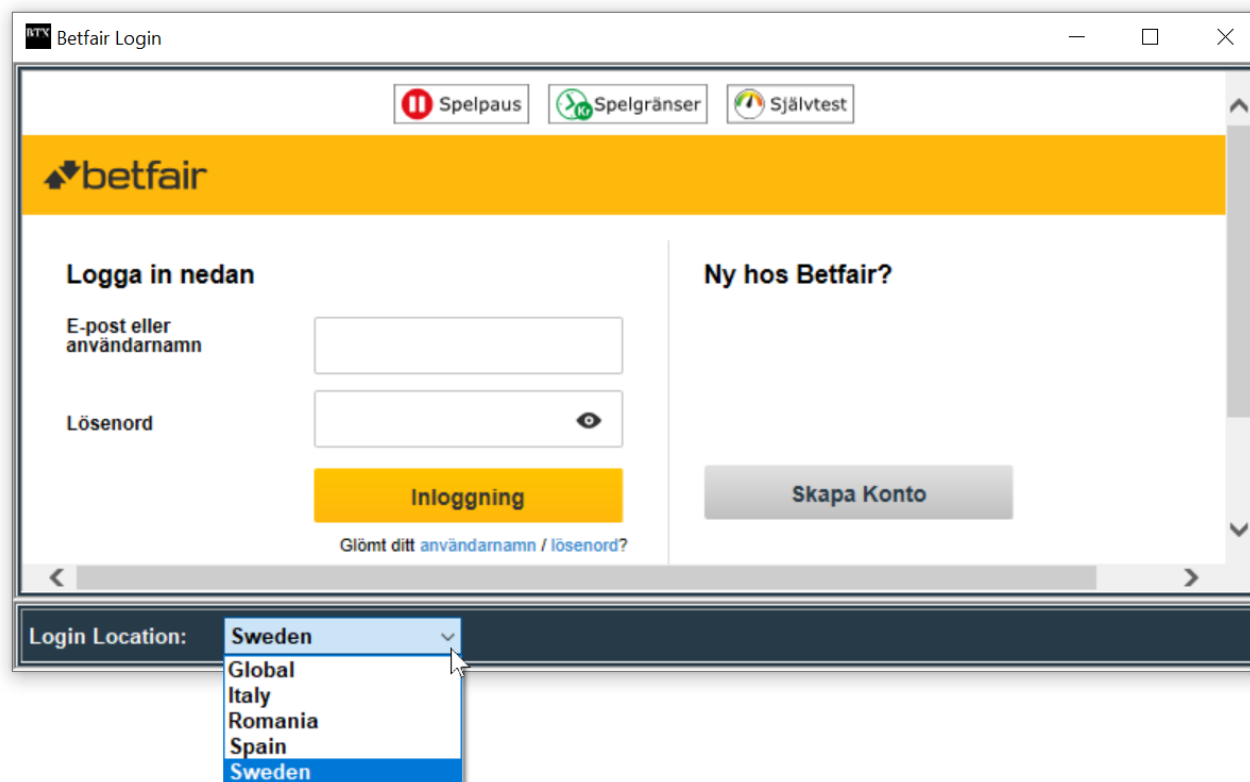
Start the BetexTrader application by clicking the desktop icon



Login to Betfair using your Betfair credentials, username and password.



If you are logging in from Sweden, Romania, Italy or Spain just select the correct Betfair option on the Login location as shown below.




The screenshot shows the Betfair Login window. At the top, there are three buttons: "Spelpaus", "Spelgränser", and "Självtest". Below these is the Betfair logo. The main content area is divided into two sections: "Logga in nedan" (Login below) and "Ny hos Betfair?" (New to Betfair?). The "Logga in nedan" section contains two input fields: "E-post eller användarnamn" (Email or username) and "Lösenord" (Password). Below these fields is a yellow "Inloggning" (Login) button. A link "Glömt ditt användarnamn / lösenord?" (Forgot your username / password?) is located below the login button. The "Ny hos Betfair?" section contains a grey "Skapa Konto" (Create Account) button. At the bottom of the window, there is a dark blue bar with the text "Login Location:" followed by a dropdown menu. The dropdown menu is open, showing the following options: "Sweden", "Global", "Italy", "Romania", "Spain", and "Sweden". The "Sweden" option at the bottom is highlighted in blue.

[Next Step](#)

Loading Markets Pro Version

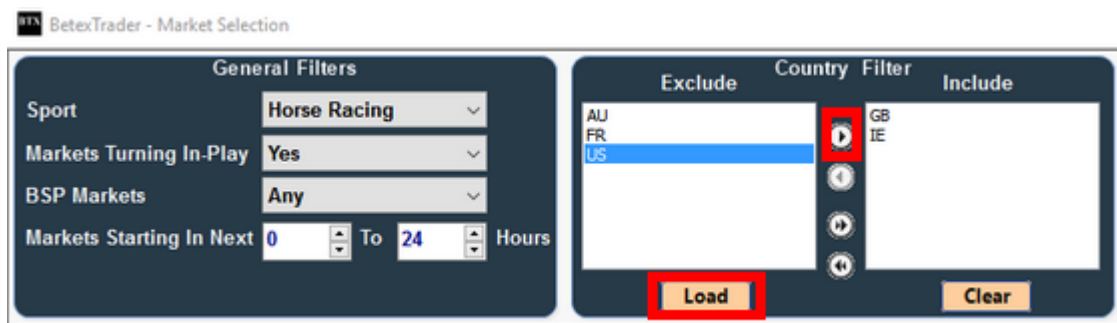
Load the markets you want to monitor

Note: With the PRO version you can only load Win markets or match odds markets. With the Ultimate version you can load nearly all the available markets.



Choose the sport you want then click load and choose the countries you want to load, in this case we are choosing Horse Racing and GB and Irish races

PRO version shown:



Click the Run Filters button and the events will take a few moments to load

General Filters

Sport

Horse Racing

Markets Turning In-Play

Yes

BSP Markets

Any

Markets Starting In Next

0

To

24

Hours

Exclude

Country Filter

Include

AU

FR

US

GB

IE

Load

Clear

<input checked="" type="checkbox"/>	Event Type	Ctry	Time	Competition	Venue	Event	Market Name	BSP	InPlay	Market Type
<input checked="" type="checkbox"/>	Horse Racing	GB	21/09/2016 14:00		Goodwood	Good 21st Sep	1m1f Mdn Stks	Yes	Yes	WIN
<input checked="" type="checkbox"/>	Horse Racing	GB	21/09/2016 14:10		Redcar	Redc 21st Sep	6f Nursery	Yes	Yes	WIN
<input checked="" type="checkbox"/>	Horse Racing	GB	21/09/2016 14:20		Perth	Perth 21st Sep	2m4f Nov Hrd	Yes	Yes	WIN
<input checked="" type="checkbox"/>	Horse Racing	IE	21/09/2016 14:30		Naas	Naas 21st Sep	6f Claim Stks	Yes	Yes	WIN
<input checked="" type="checkbox"/>	Horse Racing	GB	21/09/2016 14:35		Goodwood	Good 21st Sep	7f Cond Stks	Yes	Yes	WIN
<input checked="" type="checkbox"/>	Horse Racing	GB	21/09/2016 14:45		Redcar	Redc 21st Sep	7f Mdn Stks	Yes	Yes	WIN
<input checked="" type="checkbox"/>	Horse Racing	GB	21/09/2016 14:55		Perth	Perth 21st Sep	2m Nov Hcap Chs	Yes	Yes	WIN
<input checked="" type="checkbox"/>	Horse Racing	IE	21/09/2016 15:05		Naas	Naas 21st Sep	6f Stks	Yes	Yes	WIN
<input checked="" type="checkbox"/>	Horse Racing	GB	21/09/2016 15:10		Goodwood	Good 21st Sep	1m3f Hcap Stks	Yes	Yes	WIN
<input checked="" type="checkbox"/>	Horse Racing	GB	21/09/2016 15:20		Redcar	Redc 21st Sep	5f Hcap	Yes	Yes	WIN
<input checked="" type="checkbox"/>	Horse Racing	GB	21/09/2016 15:30		Perth	Perth 21st Sep	2m Claim Hrd	Yes	Yes	WIN
<input checked="" type="checkbox"/>	Horse Racing	IE	21/09/2016 15:40		Naas	Naas 21st Sep	5f Mdn	Yes	Yes	WIN
<input checked="" type="checkbox"/>	Horse Racing	GB	21/09/2016 15:45		Goodwood	Good 21st Sep	1m2f Listed	Yes	Yes	WIN
<input checked="" type="checkbox"/>	Horse Racing	GB	21/09/2016 15:55		Redcar	Redc 21st Sep	1m Nursery	Yes	Yes	WIN
<input checked="" type="checkbox"/>	Horse Racing	GB	21/09/2016 16:05		Perth	Perth 21st Sep	3m Hcap Chs	Yes	Yes	WIN
<input checked="" type="checkbox"/>	Horse Racing	IE	21/09/2016 16:15		Naas	Naas 21st Sep	5f Nursery	Yes	Yes	WIN
<input checked="" type="checkbox"/>	Horse Racing	GB	21/09/2016 16:20		Goodwood	Good 21st Sep	1m6f Hcap Stks	Yes	Yes	WIN

Run Filters

Found 37

Markets

Insert Ticked Markets

Run Filters and Insert Markets

Reset Filters

General Filters

Sport: **Horse Racing**

Markets Turning In-Play: **Yes**

BSP Markets: **Any**

Markets Starting In Next: **0** To **24** Hours

Country Filter

Exclude: AU, FR, **US**

Include: GB, IE

Load **Clear**

[Only Match Odds available in this version. Want more markets? Upgrade to Ultimate now](#)

<input checked="" type="checkbox"/>	Event Type	Ctry	Time	Competition	Venue	Event	Market Name	BSP	InPlay	Market Type
<input checked="" type="checkbox"/>	Horse Racing	GB	21/09/2016 14:00		Goodwood	Good 21st Sep	1m1f Mdn Stks	Yes	Yes	WIN
<input checked="" type="checkbox"/>	Horse Racing	GB	21/09/2016 14:10		Redcar	Redc 21st Sep	6f Nursery	Yes	Yes	WIN
<input checked="" type="checkbox"/>	Horse Racing	GB	21/09/2016 14:20		Perth	Perth 21st Sep	2m4f Nov Hrd	Yes	Yes	WIN
<input checked="" type="checkbox"/>	Horse Racing	IE	21/09/2016 14:30		Naas	Naas 21st Sep	6f Claim Stks	Yes	Yes	WIN
<input checked="" type="checkbox"/>	Horse Racing	GB	21/09/2016 14:35		Goodwood	Good 21st Sep	7f Cond Stks	Yes	Yes	WIN
<input checked="" type="checkbox"/>	Horse Racing	GB	21/09/2016 14:45		Redcar	Redc 21st Sep	7f Mdn Stks	Yes	Yes	WIN
<input checked="" type="checkbox"/>	Horse Racing	GB	21/09/2016 14:55		Perth	Perth 21st Sep	2m Nov Hcap Chs	Yes	Yes	WIN
<input checked="" type="checkbox"/>	Horse Racing	IE	21/09/2016 15:05		Naas	Naas 21st Sep	6f Stks	Yes	Yes	WIN
<input checked="" type="checkbox"/>	Horse Racing	GB	21/09/2016 15:10		Goodwood	Good 21st Sep	1m3f Hcap Stks	Yes	Yes	WIN
<input checked="" type="checkbox"/>	Horse Racing	GB	21/09/2016 15:20		Redcar	Redc 21st Sep	5f Hcap	Yes	Yes	WIN
<input checked="" type="checkbox"/>	Horse Racing	GB	21/09/2016 15:30		Perth	Perth 21st Sep	2m Claim Hrd	Yes	Yes	WIN
<input checked="" type="checkbox"/>	Horse Racing	IE	21/09/2016 15:40		Naas	Naas 21st Sep	5f Mdn	Yes	Yes	WIN
<input checked="" type="checkbox"/>	Horse Racing	GB	21/09/2016 15:45		Goodwood	Good 21st Sep	1m2f Listed	Yes	Yes	WIN
<input checked="" type="checkbox"/>	Horse Racing	GB	21/09/2016 15:55		Redcar	Redc 21st Sep	1m Nursery	Yes	Yes	WIN
<input checked="" type="checkbox"/>	Horse Racing	GB	21/09/2016 16:05		Perth	Perth 21st Sep	3m Hcap Chs	Yes	Yes	WIN
<input checked="" type="checkbox"/>	Horse Racing	IE	21/09/2016 16:15		Naas	Naas 21st Sep	5f Nursery	Yes	Yes	WIN
<input checked="" type="checkbox"/>	Horse Racing	GB	21/09/2016 16:20		Goodwood	Good 21st Sep	1m6f Hcap Stks	Yes	Yes	WIN

Run Filters

Found 37 Markets

Insert Ticked Markets

Run Filters and Insert Markets

Reset Filters

If you know the markets you want already you can just click the button which says Run Filters and Insert Markets, all with one click to save time.

The markets will then show in the main panel as below.

General Filters

Exclude

Country Filter

Include

Sport: Football

Markets Turning In-Play: Yes

BSP Markets: Any

Markets Starting In Next: 0 To 24 Hours

EC
EE
ES
FI
FR
GI
GT
HN

GB

Load

Clear

Only Match Odds available in this version. Want more markets? Upgrade to Ultimate now

<input checked="" type="checkbox"/>	Event Type	Ctry	Time	Competition	Venue	Event	Market Name	BSP	InPlay	Market Type
<input checked="" type="checkbox"/>	Soccer	GB	21/09/2016 19:45	EFL Cup		Fulham v Bristol City	Match Odds		Yes	MATCH_ODDS
<input checked="" type="checkbox"/>	Soccer	GB	21/09/2016 19:45	EFL Cup		Northampton v Man Utd	Match Odds		Yes	MATCH_ODDS
<input checked="" type="checkbox"/>	Soccer	GB	21/09/2016 19:45	EFL Cup		QPR v Sunderland	Match Odds		Yes	MATCH_ODDS
<input checked="" type="checkbox"/>	Soccer	GB	21/09/2016 19:45	EFL Cup		Southampton v C Palace	Match Odds		Yes	MATCH_ODDS
<input checked="" type="checkbox"/>	Soccer	GB	21/09/2016 19:45	EFL Cup		Swansea v Man City	Match Odds		Yes	MATCH_ODDS
<input checked="" type="checkbox"/>	Soccer	GB	21/09/2016 19:45	EFL Cup		West Ham v Accrington	Match Odds		Yes	MATCH_ODDS
<input checked="" type="checkbox"/>	Soccer	GB	21/09/2016 19:45	Scottish League Cup		Celtic v Alloa	Match Odds		Yes	MATCH_ODDS
<input checked="" type="checkbox"/>	Soccer	GB	21/09/2016 20:00	EFL Cup		Stoke v Hull	Match Odds		Yes	MATCH_ODDS
<input checked="" type="checkbox"/>	Soccer	GB	21/09/2016 20:00	EFL Cup		Tottenham v Gillingham	Match Odds		Yes	MATCH_ODDS

Run Filters

Found 9

Markets

Insert Ticked Markets

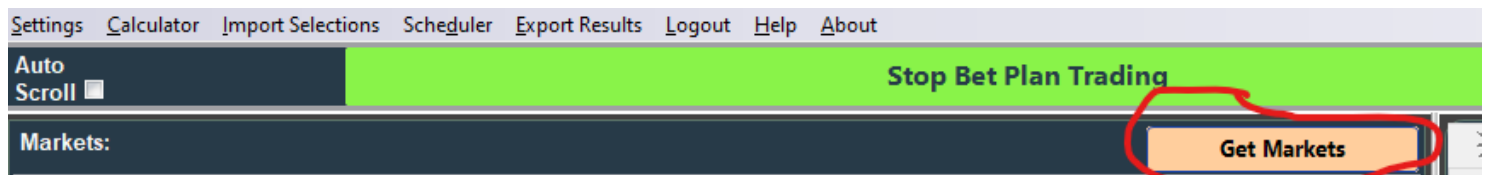
Run Filters and Insert Markets

Reset Filters

[Next Step](#)

Loading Markets Ultimate Version

click the get markets button to open the Market Selection Window



BetexTrader - Market Selection

Select Your Sport or Event **1** Choose Win Market or other market types **2** Choose Country ie GB races. **3**

General Filters

Sport: Horse Racing
Markets Turning In-Play: Any
BSP Markets: Any
Markets Starting Today: ☒

Horse Racing - GB and Ireland Only

Race Distance (Furlongs): 1 To 99

Choose other filters if required, race type, handicap, jockey or trainer **4**

Click to run the filters **5** Click Install ticked Markets **6**

Market Filters - General

Market Type Filter

Exclude: DAILY_WIN_DIST, FORECAST, MATCH_BET, OTHER_PLACE, PLACE, RACE_WIN_DIST, REV_FORECAST
Include: WIN
Load Clear

Country Filter

Exclude: AU, FR, NZ, US, ZA
Include: GB, IE
Load Clear

Competition Filter

Exclude:
Include:
Load Clear

Venue Filter

Exclude:
Include:
Load Clear

Market Filters - Horse Racing (GB and IE only)

Selection Filters - Horse Racing (GB and IE only)

	Event type	Ctry	Time	Competition	Venue	Event	Market Name	BSP	InPlay	Market Type	RaceType 1	RaceType 2	Furlongs
<input checked="" type="checkbox"/>	Horse Racing	GB	10/01/2020 16:45		Wolverhampton	Wolv 10th Jan	2m Hcap	Yes	Yes	WIN	Flat	Handicap	16
<input checked="" type="checkbox"/>	Horse Racing	IE	10/01/2020 17:00		Dundalk	Dund 10th Jan	5f Hcap	Yes	Yes	WIN	Flat	Handicap	5
<input checked="" type="checkbox"/>	Horse Racing	GB	10/01/2020 17:15		Wolverhampton	Wolv 10th Jan	1m Class Stks	Yes	Yes	WIN	Flat	Stakes	8
<input checked="" type="checkbox"/>	Horse Racing	IE	10/01/2020 17:30		Dundalk	Dund 10th Jan	1m2f Mdn	Yes	Yes	WIN	Flat	Maiden	10
<input checked="" type="checkbox"/>	Horse Racing	GB	10/01/2020 17:45		Wolverhampton	Wolv 10th Jan	1m Hcap	Yes	Yes	WIN	Flat	Handicap	8
<input checked="" type="checkbox"/>	Horse Racing	IE	10/01/2020 18:00		Dundalk	Dund 10th Jan	2m Hcap	Yes	Yes	WIN	Flat	Handicap	16
<input checked="" type="checkbox"/>	Horse Racing	GB	10/01/2020 18:15		Wolverhampton	Wolv 10th Jan	1m4f Nov Stks	Yes	Yes	WIN	Flat	Novice, Stakes	12

Run Filters Found 14 Markets Install Ticked Markets Run Filters and Install Markets Reset Filters Save Filters Load Filters

1 Select Your Sport or Event

Select your Event/Sport like Horse Racing, Soccer, Tennis etc

2 Choose Win Market or other market types

Choose to load win markets or place markets...

3 Choose Country ie GB races.

Only load races from certain countries ie GB & IE or Aus

4 Choose other filters if required, race type, handicap, jockey or trainer

You can even filter races for only HCap or Flat races etc Also select certain Jockeys or Trainers.

5 Click to run the filters

Click to run the filters to see a list of races/events

6 Click Install ticked Markets

Clik to install the events into the main trading window. You can also skip the last two steps and just click once the Run Filters and Install Makrets button.

Football Markets type & Competition filters

General Filters

Sport

Horse Racing

Exchange

UK

Markets Turning In-Play

Any

BSP Markets

Any

Markets Starting In Next

0

To

24

Hours

Exclude

Market Type Filter

Include

Load

Clear

Exclude

Country Filter

Include

Load

Clear

Exclude

Competition Filter

Include

Load

Clear

Exclude

Venue Filter

Include

Load

Clear

Run Filters

Found

Markets

Insert Ticked Markets

Run Filters and Insert Markets

Reset Filters

Save Filters

Load Filters

Cancel

General Filters

Sport Football

Markets Turning In-Play Yes

BSP Markets Any

Markets Starting In Next 0 To 24 Hours

Market Type Filter

Exclude

GOAL_BOTH_HALVES
HALF_TIME
HALF_TIME_FULL_TIME
HALF_TIME_SCORE
HALF_WITH_MOST_GOALS
LAST_GOALSCORER
MATCH_ODDS_AND_BTTS
MATCH_ODDS_AND_OU_25

Load

Include

MATCH_ODDS

Clear

Country Filter

Exclude

EC
EE
ES
FI
FR
GI
GT
HN

Load

Include

GB

Clear

Competition Filter

Exclude

Scottish League Cup

Load

Include

EFL Cup

Clear

Venue Filter

Exclude

Load

Include

Clear

Greyhound Markets

General Filters

Sport: Greyhound Racing
Markets Turning In-Play: Any
BSP Markets: Any
Markets Starting In Next: 0 To 24 Hours

Market Type Filter

Exclude: ANTEPOST_WIN, FORECAST, PLACE
Include: WIN

Country Filter

Exclude: AU
Include: GB

Competition Filter

Exclude:
Include:

Venue Filter

Exclude:
Include:

	Event Type	Ctry	Time	Competition	Venue	Event	Market Name	BSP	InPlay	Market Type
<input checked="" type="checkbox"/>	Greyhound Racing	GB	21/09/2016 13:58		Newcastle	Newc 21st Sep	A2 480m	Yes		WIN
<input checked="" type="checkbox"/>	Greyhound Racing	GB	21/09/2016 14:08		Hove	Hove 21st Sep	A6 515m	Yes		WIN
<input checked="" type="checkbox"/>	Greyhound Racing	GB	21/09/2016 14:18		Belle Vue	BVue 21st Sep	A9 470m	Yes		WIN
<input checked="" type="checkbox"/>	Greyhound Racing	GB	21/09/2016 14:27		Hove	Hove 21st Sep	A5 515m	Yes		WIN
<input checked="" type="checkbox"/>	Greyhound Racing	GB	21/09/2016 14:37		Belle Vue	BVue 21st Sep	A3 470m	Yes		WIN
<input checked="" type="checkbox"/>	Greyhound Racing	GB	21/09/2016 14:47		Hove	Hove 21st Sep	A6 515m	Yes		WIN
<input checked="" type="checkbox"/>	Greyhound Racing	GB	21/09/2016 14:57		Belle Vue	BVue 21st Sep	A4 470m	Yes		WIN
<input checked="" type="checkbox"/>	Greyhound Racing	GB	21/09/2016 15:07		Hove	Hove 21st Sep	D3 285m	Yes		WIN
<input checked="" type="checkbox"/>	Greyhound Racing	GB	21/09/2016 15:17		Belle Vue	BVue 21st Sep	A4 470m	Yes		WIN
<input checked="" type="checkbox"/>	Greyhound Racing	GB	21/09/2016 15:28		Hove	Hove 21st Sep	A11 515m	Yes		WIN
<input checked="" type="checkbox"/>	Greyhound Racing	GB	21/09/2016 15:38		Belle Vue	BVue 21st Sep	A7 470m	Yes		WIN
<input checked="" type="checkbox"/>	Greyhound Racing	GB	21/09/2016 15:48		Hove	Hove 21st Sep	A8 515m	Yes		WIN
<input checked="" type="checkbox"/>	Greyhound Racing	GB	21/09/2016 15:58		Belle Vue	BVue 21st Sep	A6 470m	Yes		WIN
<input checked="" type="checkbox"/>	Greyhound Racing	GB	21/09/2016 16:08		Hove	Hove 21st Sep	A5 515m	Yes		WIN
<input checked="" type="checkbox"/>	Greyhound Racing	GB	21/09/2016 16:18		Belle Vue	BVue 21st Sep	A7 470m	Yes		WIN
<input checked="" type="checkbox"/>	Greyhound Racing	GB	21/09/2016 16:27		Hove	Hove 21st Sep	A7 515m	Yes		WIN
<input checked="" type="checkbox"/>	Greyhound Racing	GB	21/09/2016 16:37		Belle Vue	BVue 21st Sep	A6 470m	Yes		WIN

Run Filters Found 85 Markets Insert Ticked Markets Run Filters and Insert Markets Reset Filters Save Filters Load Filters

Cricket Market types

General Filters

Sport: Cricket
Markets Turning In-Play: Any
BSP Markets: Any
Markets Starting In Next: 0 To 24 Hours

Market Type Filter

Exclude: 1ST_INNINGS_LEAD, COMPLETED_MATCH, DRAW_NO_BET, INNINGS_RUNS, MATCH_ODDS_LO_TIE, SERIES_WINNER, TEST_MATCH_END, TIED_MATCH
Include: MATCH_ODDS

Country Filter

Exclude:
Include: IN

Competition Filter

Exclude:
Include:

Venue Filter

Exclude:
Include:

	Event Type	Ctry	Time	Competition	Venue	Event	Market Name	BSP	InPlay	Market Type
<input checked="" type="checkbox"/>	Cricket	IN	22/09/2016 05:00	India v New Zealand Test Series		India v New Zealand 1st Test	Match Odds		Yes	MATCH_ODDS

Tennis Market Filters

General Filters

Sport **Tennis**
Markets Turning In-Play **Any**
BSP Markets **Any**
Markets Starting In Next **0** To **24** Hours

Market Type Filter

Exclude

GAME_BY_GAME_03_10
GAME_BY_GAME_03_11
GAME_BY_GAME_03_12
GAME_BY_GAME_03_13
HANDICAP
NUMBER_OF_SETS
PLAYER_A_WIN_A_SET
PLAYER_B_WIN_A_SET

Include

MATCH_ODDS

Load Clear

Country Filter

Exclude

BR
CN
FR
JP
KR
MA
RO
RU

Include

Load Clear

Competition Filter

Exclude

Include

Load Clear

Venue Filter

Exclude

Include

Load Clear

<input checked="" type="checkbox"/>	Event Type	Ctry	Time	Competition	Venue	Event	Market Name	BSP	InPlay	Market Type
<input checked="" type="checkbox"/>	Tennis	RO	21/09/2016 13:54	Sibiu Challenger 2016		Gaio v Puetz	Match Odds	Yes		MATCH_ODDS
<input checked="" type="checkbox"/>	Tennis	CN	21/09/2016 13:58	WTA Guangzhou International Women's Open 2016		Rae/Smith v Hingis/Jankovic	Match Odds	Yes		MATCH_ODDS
<input checked="" type="checkbox"/>	Tennis	TR	21/09/2016 14:00	Izmir Challenger 2016		Chiudinelli/Copil v Ivashka/Vasilevski	Match Odds	Yes		MATCH_ODDS
<input checked="" type="checkbox"/>	Tennis	TR	21/09/2016 14:00	Izmir Challenger 2016		Hanfmann/Sieber v Doubbia/Hemery	Match Odds	Yes		MATCH_ODDS
<input checked="" type="checkbox"/>	Tennis	TR	21/09/2016 14:00	Izmir Challenger 2016		Jaloviec/Konecny v Agabigun/Celikbilek	Match Odds	Yes		MATCH_ODDS
<input checked="" type="checkbox"/>	Tennis	MA	21/09/2016 14:00	Morocco Tennis Tour 2016		Krawietz/Marterer v Martinez Po/Roca Batall	Match Odds	Yes		MATCH_ODDS
<input checked="" type="checkbox"/>	Tennis	FR	21/09/2016 14:01	Moselle Open 2016		Benneteau/Roger-Vasseli v Daniell/Demoliner	Match Odds	Yes		MATCH_ODDS
<input checked="" type="checkbox"/>	Tennis	RO	21/09/2016 14:30	Sibiu Challenger 2016		Anagnastopol/Cornea v Neuchrist/Pel	Match Odds	Yes		MATCH_ODDS
<input checked="" type="checkbox"/>	Tennis	RO	21/09/2016 14:30	Sibiu Challenger 2016		Eysseric/Lamasine v Luncanu/Majchrzak	Match Odds	Yes		MATCH_ODDS
<input checked="" type="checkbox"/>	Tennis	RO	21/09/2016 14:30	Sibiu Challenger 2016		Haase/Puetz v Dembek/Olejniczak	Match Odds	Yes		MATCH_ODDS
<input checked="" type="checkbox"/>	Tennis	FR	21/09/2016 14:41	Moselle Open 2016		Pavic/Venus v Gonzalez/Marrero	Match Odds	Yes		MATCH_ODDS
<input checked="" type="checkbox"/>	Tennis	MA	21/09/2016 14:43	Morocco Tennis Tour 2016		Margaroli/Safwat v Ignatik/Linzer	Match Odds	Yes		MATCH_ODDS
<input checked="" type="checkbox"/>	Tennis	FR	21/09/2016 14:50	Moselle Open 2016		Mahut v Halys	Match Odds	Yes		MATCH_ODDS
<input checked="" type="checkbox"/>	Tennis	US	21/09/2016 15:00	Columbus Challenger 2016		Groth v J Hiltzik	Match Odds	Yes		MATCH_ODDS
<input checked="" type="checkbox"/>	Tennis	BR	21/09/2016 15:00	Santos Challenger 2016		Junior v T Monteiro	Match Odds	Yes		MATCH_ODDS
<input checked="" type="checkbox"/>	Tennis	BR	21/09/2016 15:00	Santos Challenger 2016		Mena v Andreozzi	Match Odds	Yes		MATCH_ODDS
<input checked="" type="checkbox"/>	Tennis	MA	21/09/2016 15:08	Morocco Tennis Tour 2016		Gigounon v S Diez	Match Odds	Yes		MATCH_ODDS

Run Filters Found 99 Markets Insert Ticked Markets Run Filters and Insert Markets Reset Filters Save Filters Load Filters

Plus Basket Ball and Ice Hockey is available

Click the Run Filters button to load the filtered markets, then click Insert Ticked Markets to insert them into the main application window.

You can click the Run Filters & Insert Button to do this in one click to save time.

General Filters

Sport Horse Racing

Markets Turning In-Play Any

BSP Markets Any

Markets Starting In Next 0 To 24 Hours

Market Type Filter

Exclude

DAILY_WIN_DIST
EACH_WAY
FORECAST
MATCH_BET
OTHER_PLACE
REV FORECAST
WIN
WITHOUT_FAV

Include

PLACE

Load Clear

Country Filter

Exclude

AU
CL
FR
NZ
US
ZA

Include

GB
IE

Load Clear

Competition Filter

Exclude

Include

Load Clear

Venue Filter

Exclude

Include

Load Clear

	Event Type	Ctry	Time	Competition	Venue	Event	Market Name	BSP	InPlay	Market Type
<input checked="" type="checkbox"/>	Horse Racing	GB	21/09/2016 14:00		Goodwood	Good 21st Sep	To Be Placed	Yes	Yes	PLACE
<input checked="" type="checkbox"/>	Horse Racing	GB	21/09/2016 14:10		Redcar	Redc 21st Sep	To Be Placed	Yes	Yes	PLACE
<input checked="" type="checkbox"/>	Horse Racing	GB	21/09/2016 14:20		Perth	Perth 21st Sep	To Be Placed	Yes	Yes	PLACE
<input checked="" type="checkbox"/>	Horse Racing	IE	21/09/2016 14:30		Naas	Naas 21st Sep	To Be Placed	Yes	Yes	PLACE
<input checked="" type="checkbox"/>	Horse Racing	GB	21/09/2016 14:35		Goodwood	Good 21st Sep	To Be Placed	Yes	Yes	PLACE
<input checked="" type="checkbox"/>	Horse Racing	GB	21/09/2016 14:45		Redcar	Redc 21st Sep	To Be Placed	Yes	Yes	PLACE
<input checked="" type="checkbox"/>	Horse Racing	GB	21/09/2016 14:55		Perth	Perth 21st Sep	To Be Placed	Yes	Yes	PLACE
<input checked="" type="checkbox"/>	Horse Racing	IE	21/09/2016 15:05		Naas	Naas 21st Sep	To Be Placed	Yes	Yes	PLACE
<input checked="" type="checkbox"/>	Horse Racing	GB	21/09/2016 15:10		Goodwood	Good 21st Sep	To Be Placed	Yes	Yes	PLACE
<input checked="" type="checkbox"/>	Horse Racing	GB	21/09/2016 15:20		Redcar	Redc 21st Sep	To Be Placed	Yes	Yes	PLACE
<input checked="" type="checkbox"/>	Horse Racing	GB	21/09/2016 15:30		Perth	Perth 21st Sep	To Be Placed	Yes	Yes	PLACE
<input checked="" type="checkbox"/>	Horse Racing	IE	21/09/2016 15:40		Naas	Naas 21st Sep	To Be Placed	Yes	Yes	PLACE
<input checked="" type="checkbox"/>	Horse Racing	GB	21/09/2016 15:45		Goodwood	Good 21st Sep	To Be Placed	Yes	Yes	PLACE
<input checked="" type="checkbox"/>	Horse Racing	GB	21/09/2016 15:55		Redcar	Redc 21st Sep	To Be Placed	Yes	Yes	PLACE
<input checked="" type="checkbox"/>	Horse Racing	GB	21/09/2016 16:05		Perth	Perth 21st Sep	To Be Placed	Yes	Yes	PLACE
<input checked="" type="checkbox"/>	Horse Racing	IE	21/09/2016 16:15		Naas	Naas 21st Sep	To Be Placed	Yes	Yes	PLACE
<input checked="" type="checkbox"/>	Horse Racing	GB	21/09/2016 16:20		Goodwood	Good 21st Sep	To Be Placed	Yes	Yes	PLACE

Run Filters

Found 37 Markets

Insert Ticked Markets

Run Filters and Insert Markets

Reset Filters

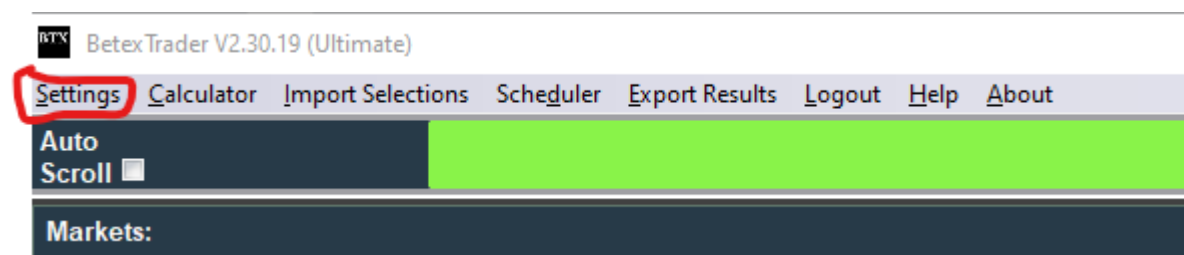
Save Filters

Load Filters

[Next - Check The Settings](#)

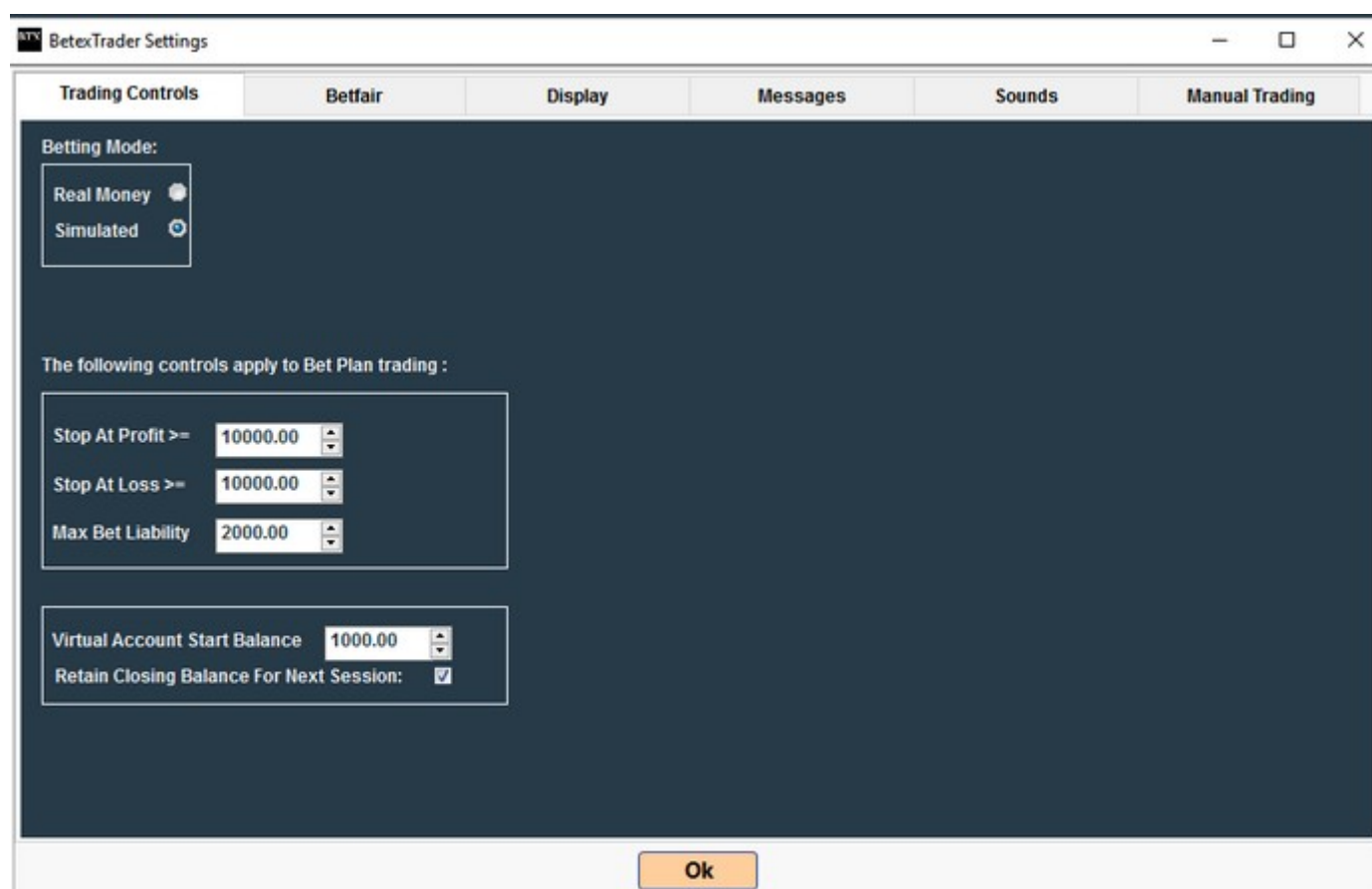
Check The Settings

Check the settings option by clicking the settings menu at the top



Select either Real Money or Simulation Modes.

Set any profit or loss stop settings



You can also change any other settings you wish to suit your requirements.

[Next Step](#)

Design Your Betplan

Design your betting plan to implement the bets required. Choose from

Back then Lay - Place a back bet first then place a lay bet (Traditional trading bet used to green up, you are aiming for the price to drop from the back price to a lower lay price for profit)

Lay then Back - Place a Lay bet first then place a back bet (You are aiming for the price to rise above the lay bet price to profit.)

Straight Lay - Place a straight lay bet

Straight Back - Place a straight back bet

Example: Lay Then Back 1st Favourite between 1.57 and 7.00 odds, take current price at Anytime before the race start or inplay 60 sec before the start.

Strategy - LAY then BACK with Stop Loss

BTX Strategy: Lay Then Back

With Stop Loss Bet: ☒

Selection(s): Favourite(s)

1st

Bet 1 - LAY

Stake Type: Fixed Stake

Stake Value: 5.00

Price Type: Take Available Price

Price Offset Ticks: 0

Keep Bet: ☒

Bet 1 Trigger Settings:

Bet Trigger Time Period: Anytime

Time Before Start: ☒ 00:01:00 hh:mm:ss

Trigger Price Type: Last Matched

Trigger Price Range: 1.57 To 7.00

Bet 2 - BACK

Stake Type: Set For Profit %

Profit%: 80.00

Stop Loss - BACK

Stake Type: Set For Loss %

Loss%: 55.00

Place Bet With Offset Ticks: 4

Other Bet1 Conditions

The Back bet will be triggered for a 80% profit and there is a stop loss bet for a 55% loss. So we win 80% or lose 55%.

Other criteria can be set as below, like the total number of bets, in this case 1. If betting on two horses then bets would be 2.

Bet 2 - BACK

Stop Loss - BACK

Other Bet1 Conditions

General Conditions

Max No of Bet 1's ☒ 1
Max No of Non-Runners ☐
No of Market Winners... ☒ 1 To 1
No of Active Selections ☒
Range ☒ 2 To 99
List ☐
Min Market Volume Tr... ☐

Last Price Matched (LPM)

Betfair Starting Priced (BSP) - In-Play Only

Conditions For The Other Selections

Horse Racing Conditions

Bet 1 Cancel Conditions

Bet Plan Settings

Enable Bets Below Mini... ☒

Potential P&L

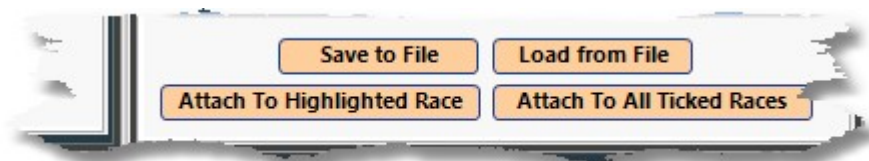
	Bet1 + B...	Bet1 + ...
Selection Wi...	4.00	-2.75
Selection Los...	4.00	-2.75

The potential profit and loss is also shown, although this is an estimate and will depend on the final bets that were managed to be placed and matched.

[Next Step](#)

Attach Your Betplan To A Market

Attach your betplans to a race or multiple races in two ways using the buttons at the bottom of the betplan.



Either tick the required races and click - Attach To All Ticked Markets

Settings Calculator Logout Help About										
Auto Scroll <input type="checkbox"/>		Start Trading (Simulated Bets)								
Markets:										Get Markets
<input type="checkbox"/>	Date/Time	Country/Venue	Race/Market	No	FLPM	FBSP	Traded	Status	InPlay	Plan
<input type="checkbox"/>	09/09/2014 14:10	GB Worcester	2m Hcap Chs To Win	6	2.54		28784	OPEN		
<input checked="" type="checkbox"/>	09/09/2014 14:20	GB Leicester	7f Mdn To Win	9	1.68		24431	OPEN		
<input type="checkbox"/>	09/09/2014 14:30	GB Redcar	7f Nursery To Win	14	4.50		25685	OPEN		
<input checked="" type="checkbox"/>	09/09/2014 14:40	GB Worcester	2m7f Hcap Chs To Win	7	3.10		11874	OPEN		
<input type="checkbox"/>	09/09/2014 14:50	GB Leicester	7f Mdn To Win	11	1.89		26809	OPEN		

Or Select an individual race and click - Attach To Highlighted Market

Settings Calculator Logout Help About										
Auto Scroll <input type="checkbox"/>		Start Trading (Simulated Bets)								
Markets:										Get Markets
<input type="checkbox"/>	Date/Time	Country/Venue	Race/Market	No	FLPM	FBSP	Traded	Status	InPlay	Plan
<input type="checkbox"/>	09/09/2014 14:10	GB Worcester	2m Hcap Chs To Win	6	2.56		29293	OPEN		
<input type="checkbox"/>	09/09/2014 14:20	GB Leicester	7f Mdn To Win	9	1.67		24868	OPEN		
<input type="checkbox"/>	09/09/2014 14:30	GB Redcar	7f Nursery To Win	14	4.40		26161	OPEN		
<input type="checkbox"/>	09/09/2014 14:40	GB Worcester	2m7f Hcap Chs To Win	7	3.10		11878	OPEN		
<input type="checkbox"/>	09/09/2014 14:50	GB Leicester	7f Mdn To Win	11	1.88		26844	OPEN		

You can also click the top check box to select all markets:

Markets:

Get Markets

Selections: (IE 03/03/2020 16:10 Navan - To Win) Status: WEIGHED IN


Betting Plan	Bets
--------------	------

Spare Brakes

Plan Bet1	Lay	10.00	at 6.40
	Full match		at 6.39
Plan Bet2	Back	7.50	at 8.60
	Unmatched		Placed: 03/03/2020 16...

 New Bet Plan

Results

 **Messages**

Strategy - LAY then BACK

Bet 1 - LAY

Stake Type

Stake Value

Price Type

Price Offset Ticks

Keep Bet

Bet 1 Trigger Settings:

Bet Trigger Time Period

Time After Start

Trigger Price Type

Trigger Price Range

Abstract

Bet 2 - BACK

Save to File

Load from File

Attach To Highlighted Market

Attach To All Ticked Marke

Click Start Trading

Once a betplan is attached to a race, the Start Trading button will show and be red in colour.

Click to start the trading button so that BetexTrader can monitor the races selected with betplans and place any bets that meet your criteria.

The screenshot shows the BetexTrader V2.30.19 (Ultimate) interface. A red box highlights the 'Start Bet Plan Trading (Simulated Bets)' button in the top navigation bar. The main window displays a table of race markets and a sidebar with betting strategy settings.

	Date/Time	Country/Venue	Race/Market	No	FLPM	FBSP	Traded	Status	InPlay	Plan	Ticked Sel	Tools
<input checked="" type="checkbox"/>	03/03/202 15:10	IE Navan	2m6f Mdn Hrd To Win	10	1.01	2.140	594461	CLOSED (WEIGHED IN)				
<input checked="" type="checkbox"/>	03/03/202 15:20	GB Newcastle	2m7f Hcap Chs To Win	5	1.01	3.178	726882	CLOSED (WEIGHED IN)				
<input checked="" type="checkbox"/>	03/03/202 15:30	GB Exeter	2m1f Mdn Hrd To Win	12	1.01	3.000	581935	CLOSED (WEIGHED IN)				
<input checked="" type="checkbox"/>	03/03/202 15:40	IE Navan	2m Grd 3 Nov Chs To Win	7	1.01	3.595	661575	CLOSED (WEIGHED IN)				
<input checked="" type="checkbox"/>	03/03/202 15:50	GB Newcastle	2m Hcap Hrd To Win	8	1.01	2.945	749449	CLOSED (WEIGHED IN)				
<input checked="" type="checkbox"/>	03/03/202 16:00	GB Exeter	2m3f Hcap Chs To Win	7	1.01	3.300	816779	CLOSED (WEIGHED IN)				
<input checked="" type="checkbox"/>	03/03/202 16:10	IE Navan	2m1f Hcap Chs To Win	10	1.01	3.827	476110	CLOSED (WEIGHED IN)				

Selections: (IE 03/03/2020 16:10 Navan - To Win) Status: WEIGHED IN

Strategy - LAY then BACK

Bet 1 - LAY

Stake Type: Fixed Stake

Stake Value: 10.00

Price Type: Take Available Price

Price Offset Ticks: 5 Better

Keep Bet: ☒

Bet 1 Trigger Settings:

Bet Trigger Time Period: In-Play Only

Time After Start: ☒ 00:00:00 hh:mm:ss

Trigger Price Type: Last Matched

Once clicked the Start Trading button will turn Green, click again if you want to stop trading. If you want to change a betplan then stop trading first, delete the betplan by clicking cog or tools menu, then re-attach a new betplan.

The screenshot shows the BetexTrader V2.30.19 (Ultimate) interface. A green box highlights the 'Stop Bet Plan Trading' button in the top navigation bar. The main window displays a table of race markets and a sidebar with betting strategy settings.

	Date/Time	Country/Venue	Race/Market	No	FLPM	FBSP	Traded	Status	InPlay	Plan	Ticked Sel	Tools
<input checked="" type="checkbox"/>	03/03/202 15:10	IE Navan	2m6f Mdn Hrd To Win	10	1.01	2.140	594461	CLOSED (WEIGHED IN)				
<input checked="" type="checkbox"/>	03/03/202 15:20	GB Newcastle	2m7f Hcap Chs To Win	5	1.01	3.178	726882	CLOSED (WEIGHED IN)				
<input checked="" type="checkbox"/>	03/03/202 15:30	GB Exeter	2m1f Mdn Hrd To Win	12	1.01	3.000	581935	CLOSED (WEIGHED IN)				
<input checked="" type="checkbox"/>	03/03/202 15:40	IE Navan	2m Grd 3 Nov Chs To Win	7	1.01	3.595	661575	CLOSED (WEIGHED IN)				
<input checked="" type="checkbox"/>	03/03/202 15:50	GB Newcastle	2m Hcap Hrd To Win	8	1.01	2.945	749449	CLOSED (WEIGHED IN)				
<input checked="" type="checkbox"/>	03/03/202 16:00	GB Exeter	2m3f Hcap Chs To Win	7	1.01	3.300	816779	CLOSED (WEIGHED IN)				
<input checked="" type="checkbox"/>	03/03/202 16:10	IE Navan	2m1f Hcap Chs To Win	10	1.01	3.827	476110	CLOSED (WEIGHED IN)				

Selections: (IE 03/03/2020 16:10 Navan - To Win) Status: WEIGHED IN

Strategy - LAY then BACK

Bet 1 - LAY

Stake Type: Fixed Stake

Stake Value: 10.00

Price Type: Take Available Price

Price Offset Ticks: 5 Better

Keep Bet: ☒

Bet 1 Trigger Settings:

Bet Trigger Time Period: In-Play Only

Time After Start: ☒ 00:00:00 hh:mm:ss

Trigger Price Type: Last Matched

[Next Step](#)

Monitor Bets And Results

Monitor the bets and results in the Bets tab window and Results tab

A summary of the bet plan is shown on the Betting Plan tab, when you click the race with the attached bet plan.

Selections: (IE 03/03/2020 15:40 Navan - To Win) Status: WEIGHED IN

		Name	Back	Lay	LPM	P&L	Trainer Jockey
<input type="checkbox"/>		Cut The Mustard (1st fav)			100...	0.00	W. P. Mu P. Towner
<input type="checkbox"/>		Im A Game Cha...			140...	0.00	Gordon E Davy Rus
<input type="checkbox"/>		Sizing Pottsie (2nd fav)			1.01	0.00	Mrs J. Ha Robbie P
<input type="checkbox"/>		Ten Ten (3rd fav)			100...	0.00	J. P. Dem M. P. Wa
<input type="checkbox"/>		Yaha Fizz			100...	0.00	E. D. Del R. P. Tre
<input type="checkbox"/>		Glamorgan Duke			100...	0.00	Paul Johr Mr L. P. C
<input type="checkbox"/>		The Ballyboys			100...	0.00	Ray Hack D. J. Mcl

Betting Plan **Bets**

Strategy
BetPlan: Marks L2B BetPlan.bp
Lay then Back, No Stop Loss

Selections
3rd Favourite

Bets
Bet1 Lay 10.00 at available price plus 5 ticks better
Keep Bet1: Yes
Bet2 Back Calculate for 25.00% profit

Bet 1 Conditions
Period In-Play
0 secs after start
LPM Price Between 1.22 and 20.00
Min Active Selections 2

Modify **Cancel**

03/03/20... 17:54:49 Betting Mode: SIMULATED Trading: In Progress

Selections: (GB 10/01/2020 17:15 Wolverhampton - To Win) Status: WEIGHED IN

		Name	Back	Lay	LPM	P&L	Trainer Jockey
<input type="checkbox"/>		Orange Suit (1st fav)			100...	4.00	Ed de Giles Barry McHugh
<input type="checkbox"/>		Rokesbury (2nd fav)			100...	4.00	David Loughnane Richard Kingscote
<input type="checkbox"/>		Pioneering (3rd fav)			100...	4.00	Roger Fell Callum Rodriguez
<input type="checkbox"/>		Ballet Red			1.01	4.00	Harry Dunlop Elisha Whittington
<input type="checkbox"/>		Onebaba			100...	4.00	Tony Carroll Franny Norton
<input type="checkbox"/>		Scorched Breath			100...	4.00	Charlie Fellowes Aled Beech
<input type="checkbox"/>		Tiercel			100...	4.00	Rebecca Bastiman Phil Dennis
<input type="checkbox"/>		Totally Committ...			100...	4.00	Rod Millman Oliver Searle
<input type="checkbox"/>		Lope De Loop			100...	4.00	Aytach Sadik Sophie Ralston

Betting Plan **Bets**

Orange Suit
Plan Bet1 Lay 5.00 at 4.40
Full match at 4.40 Placed: 10/01/2020 17:14:00
Plan Bet2 Back 1.00 at 22.00
Full match at 22.00 Placed: 10/01/2020 17:14:00

Bets placed 1min before race start time, the first bet is matched very quickly although we have to wait for the second bet to be matched assuming the stop loss doesnt get hit.

BetexTrader V2.30.13 (Ultimate)

Settings Calculator Import Selections Scheduler Export Results Logout Help About

Auto Scroll Stop Bet Plan Trading

Markets:

Date/Time	Country/Venue	Race/Market	No	FLPM	FBSP	Traded	Status	InPlay	Plan	Ticked Sel	Tools
10/01/202 17:00	IE Dundalk	5f Hcap To Win	14	1.01	4.260	283411	CLOSED (WEIGHED IN)				
10/01/202 17:15	GB Wolverhampton	1m Class Stks To Win	9	1.01	4.500	417724	CLOSED (WEIGHED IN)				
10/01/202 17:30	IE Dundalk	1m2f Mdn To Win	12	1.01	3.250	395085	CLOSED (RESULT)				
10/01/202 17:45	GB Wolverhampton	1m Hcap To Win	5	2.38		285697	OPEN (GOING)				
10/01/202 18:00	IE Dundalk	2m Hcap To Win	10	3.95		25713	OPEN				
10/01/202 18:15	GB Wolverhampton	1m4f Nov Stks To Win	7	1.28		48542	OPEN				
10/01/202 18:30	IE Dundalk	1m Mdn To Win	14	5.60		14199	OPEN				

Get Markets

Time	Ctry/Venue	Race/Market	Real P&L	Sim P&L
17:15	GB Wolverhampton	1m Class Stks To Win	0.00	4.00
17:30	IE Dundalk	1m2f Mdn To Win	0.00	-3.34

Selections: (GB 10/01/2020 17:15 Wolverhampton - To Win) Status: WEIGHED IN

Name	Back	Lay	LPM	P&L	Trainer Jockey
Orange Suit (1st fav)			100...	4.00	Ed de Giles Barry McHugh
Rockesbury (2nd fav)			100...	4.00	David Loughnane Richard Kingscote
Pioneering (3rd fav)			100...	4.00	Roger Fell Callum Rodriguez
Ballet Red			1.01	4.00	Harry Dunlop Elisha Whittington
Onebaba			100...	4.00	Tony Carroll Franny Norton
Scorched Breath			100...	4.00	Charlie Fellowes Aled Beech
Tiercel			100...	4.00	Rebecca Bastiman Phil Dennis
Totally Commit...			100...	4.00	Rod Millman Oliver Searle
Lope De Loop			100...	4.00	Aytach Sadik Sophie Ralston

Betting Plan Bets

Orange Suit

Plan Bet1 Lay 5.00 at 4.40
Full match at 4.40 Placed: 10/01/2020 17:14:00

Plan Bet2 Back 1.00 at 22.00
Full match at 22.00 Placed: 10/01/2020 17:14:00

Export Results

Total P&L 0.66

10/01/20... 17:41:37 Betting Mode: SIMULATED Trading: In Progress GBP (min stake 2... Msgs 8

Race showing trades on 1st fav. Ela Katrina was stopped out as it went on to win.

Selections: (IE 10/01/2020 17:30 Dundalk - To Win) Status: WEIGHED IN

Name	Back	Lay	LPM	P&L	Trainer Jockey
Ela Katrina (1st fav)			1.01	-3.34	G. M. Lyons C. T. Keane
Longbourn (2nd fav)			100...	-2.75	Edward P. Harty M. A. Gallagher
Narynkol (3rd fav)			100...	-2.75	Denis Hogan K. J. Leonard
Lets Get Started			100...	-2.75	Oliver McKiernan N. G. McCullagh
Wajaaha			100...	-2.75	Denis Hogan James J. Doyle
Tham Luang			100...	-2.75	Liam Lennon Declan McDonogh
Ballykelly Ventu...			100...	-2.75	Peter Fahey K. J. Manning
Double Talkin Ji...			100...	-2.75	Patrick Martin R. C. Colgan
Amaira			100...	-2.75	R. P. Cody C. P. Hoban
Demophon			100...	-2.75	Gavin Patrick Cro...

Betting Plan Bets

Ela Katrina

Plan Bet1 Lay 5.00 at 3.25
Full match at 3.25 Placed: 10/01/2020 17:29:01

Plan Bet2 Back 1.00 at 16.50
Cancelled Placed: 10/01/2020 17:29:01

Stop Loss Back 7.75 at 2.02
Full match at 2.02 Placed: 10/01/2020 17:33:32

Results Panel shows race outcomes and total profit/loss figures.

[illegible]

Load Betplan from a File

You can easily load a betplan from a saved file.

	(1st fav)					P. Townner
	Im A Game Cha...			140...	0.00	Gordon E Davy Rus
	Sizing Pottsie			1.01	0.00	Mrs J. Ha Robbie P
	(2nd fav)					
	Ten Ten			100...	0.00	J. P. Dem M. P. Wa
	(3rd fav)					
	Yaha Fizz			100...	0.00	E. D. Del R. P. Treg
	Glamorgan Duke			100...	0.00	Paul Johr Mr L. P. C
	The Ballyboys			100...	0.00	Ray Hack D. J. Mcl

BetPlan: Marks L2B1 BetPlan.bp
Lay then Back, No Stop Loss

Selections

3rd Favourite

Bets

Bet1 Lay 10.00 at available price plus 5 ticks better
Keep Bet1: Yes
Bet2 Back Calculate for 25.00% profit

Bet 1 Conditions

Period In-Play
0 secs after start
LPM Price Between 1.22 and 20.00
Min Active Selections ?

Modify

Cancel

Bet 2 - BACK

Stop Loss - not required

Other Bet1 Conditions

Bet 1 Cancel Conditions

Bet Plan Settings

Save to File

Load from File

Attach To Highlighted Market

Attach To All Ticks

03/03/20...

17:58:45

Betting Mode: SIMULATED

Trading: In Progress

GBP (min stake 2...

Msgs 12

Cancel Betplans


You can cancel betplans using the tools/cog buttons in the Markets window.

Markets:												Get Markets
<input checked="" type="checkbox"/>	Date/Time	Country/Venue	Race/Market	No	FLPM	FBSP	Traded	Status	InPlay	Plan	Ticked Sel	Tools
<input checked="" type="checkbox"/>	03/03/202 17:30	GB Southwell	1m4f Sell Stks To Win	6	1.01	2.671	888998	CLOSED (WEIGHED IN)				
<input checked="" type="checkbox"/>	03/03/202 18:00	GB Southwell	1m4f Hcap To Win	10	1.86		622624	OPEN (GOING)				
<input checked="" type="checkbox"/>	03/03/202 18:30	GB Southwell	1m Hcap To Win	5	3.00		60300	OPEN				
<input checked="" type="checkbox"/>	03/03/202 19:00	GB Southwell	7f Hcap To Win	7	4.60		33976	OPEN				

Make a Selection In All Markets

Click the tools button in the selections panel to make multiple manual selections

Example: Tick selection 1 in all markets or Selecting the Draw in all matched odds Football markets

Selections: (GB 03/03/2020 18:00 Southwell - To Win) Status: GOING BEHIND								
		Name	Back	Lay	LPM	P&L	Trainer Jockey	Tools
<input type="checkbox"/>		Going Native (1st fav)	1.85 356	1.86 439	1.85	0.00	Olly Williams Ben Curtis	
<input type="checkbox"/>		Howardian Hills (2nd fav)	5.00 469	5.10 354	5.00	0.00	Victor Dartnall Luke Morris	
<input type="checkbox"/>		Warriors Spirit (3rd fav)	8.40 112	8.60 272	8.40	0.00	Peter Niven Barry McHugh	
<input type="checkbox"/>		Sellingallthetime	27.00 31	28.00 25	27.00	0.00	Mark Usher William Cox	
<input type="checkbox"/>		Cape Hideaway	20.00 79	21.00 76	21.00	0.00	Michael Appleby Alistair Rawlinson	
<input type="checkbox"/>		Daniel Dravot	60.00 7	65.00 183	60.00	0.00	Michael Attwater Andrew Mullen	
<input type="checkbox"/>		Chelseas Boy	46.00 14	48.00 9	48.00	0.00	Donald McCain Graham Lee	
<input type="checkbox"/>		Beautiful Artist	310.... 5	330.... 8	300....	0.00	Robyn Brisland Kieran O'Neill	
03/03/20... 18:00:28 Betting Mode: SIMULATED Trading: In Progress								

BetexTrader – User Interface

BetexTrader – User Interface

The purpose of BetexTrader (BTX) is to enable you to fully automate some relatively simple but powerful market trading strategies on the Betfair exchange. This is achieved by setting up Betting Plans which are then attached to one or more markets.

The BTX runs on a Microsoft Windows platform (XP or newer) and requires an internet connection.

When the BTX is started you are required to login to their Betfair account.

Please note that in certain locations it is a Betfair requirement to login via a specific internet endpoint. The login location is selected via a dropdown list at the bottom of the Betfair Login screen.

In most cases you can select 'Global', but in the following locations you should select that location from the list and he will be presented with the appropriate login page:

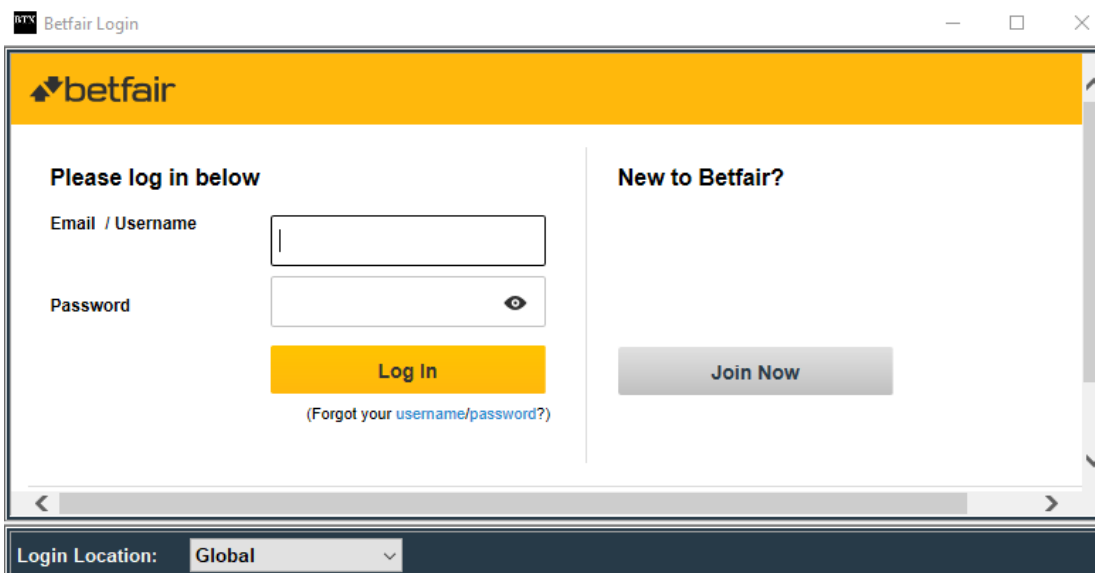
Global - Uk and Aus plus other countries.

Italy

Romania

Spain

Sweden




BTX Betfair Login

betfair

Please log in below

Email / Username

Password 

Log In

(Forgot your username/password?)

New to Betfair?

Join Now

Login Location: Global



After successful login you will be presented with the main trading screen which is divided into 9 functional areas:

- Markets list
- Selections list
- New Bet Plan tab
- Trading Control bar
- Bets and Betting Plan summary tabs
- Results tab
- Messages tab
- Status Information bar
- Main Menu bar

Auto

Scroll

Stop Bet Plan Trading

Markets:

<input checked="" type="checkbox"/>	Date/Time	Country/Venue	Race/Market	No	FLPM	FBSP	Traded	Status	InPlay	Plan	Ticked Sel	Tools
<input checked="" type="checkbox"/>	03/03/202 17:30	GB Southwell	1m4f Sell Stks To Win	6	1.01	2.671	888998	CLOSED (WEIGHED IN)				
<input checked="" type="checkbox"/>	03/03/202 18:00	GB Southwell	1m4f Hcap To Win	10	1.84		717842	OPEN (GOING)				
<input checked="" type="checkbox"/>	03/03/202 18:30	GB Southwell	1m Hcap To Win	5	3.05		62416	OPEN				
<input checked="" type="checkbox"/>	03/03/202 19:00	GB Southwell	7f Hcap To Win	7	4.70		35076	OPEN				

Get Markets

Messages

New Bet Plan

Results

Strategy - LAY then BACK

Bet 1 - LAY

Bet 2 - BACK

Stop Loss - not required

Other Bet1 Conditions

Bet 1 Cancel Conditions

Bet Plan Settings

Potential P&L

Save to File

Load from File

Selections: (GB 03/03/2020 18:00 Southwell - To Win) Status: GOING BEHIND

<input checked="" type="checkbox"/>	Name	Back	Lay	LPM	P&L	
<input checked="" type="checkbox"/>	Going Native (1st fav)	1.84 79	1.85 553	1.84	0.00	Olly W Ben C
<input checked="" type="checkbox"/>	Howardian Hills (2nd fav)	5.30 174	5.40 11	5.30	0.00	Victor Luke M
<input checked="" type="checkbox"/>	Warriors Spirit (3rd fav)	7.80 179	8.00 151	7.80	0.00	Peter M Barry M
<input checked="" type="checkbox"/>	Sellingallthetime	23.00 28	24.00 2	23.00	0.00	Mark U William
<input checked="" type="checkbox"/>	Cape Hideaway	20.00 99	21.00 62	20.00	0.00	Michael Alistair
<input checked="" type="checkbox"/>	Daniel Dravot	55.00 62	60.00 54	55.00	0.00	Michael Andrew
<input checked="" type="checkbox"/>	Chelseas Boy	44.00 28	46.00 12	46.00	0.00	Donald Grah
<input checked="" type="checkbox"/>	Beautiful Artist	37.00 28	39.00 12	38.00	0.00	Robert

Betting Plan

Bets

Strategy

BetPlan: Marks L2B BetPlan.bp

Lay then Back, No Stop Loss

Selections

3rd Favourite

Bets

Bet1 Lay 10.00 at available price plus 5 ticks better

Keep Bet1: Yes

Bet2 Back Calculate for 25.00% profit

Bet 1 Conditions

Period In-Play

0 secs after start

LPM Price Between 1.22 and 20.00

Min Active Selections 2

Modify

Cancel

03/03/20...

18:03:09

Betting Mode: SIMULATED

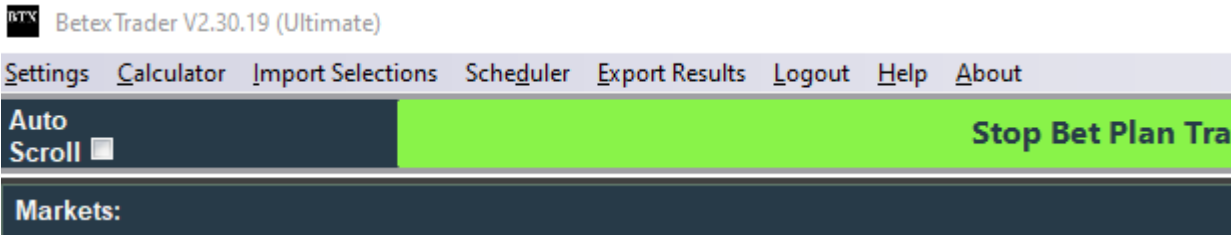
Trading: In Progress

GBP (min stake 2....

Msgs 12

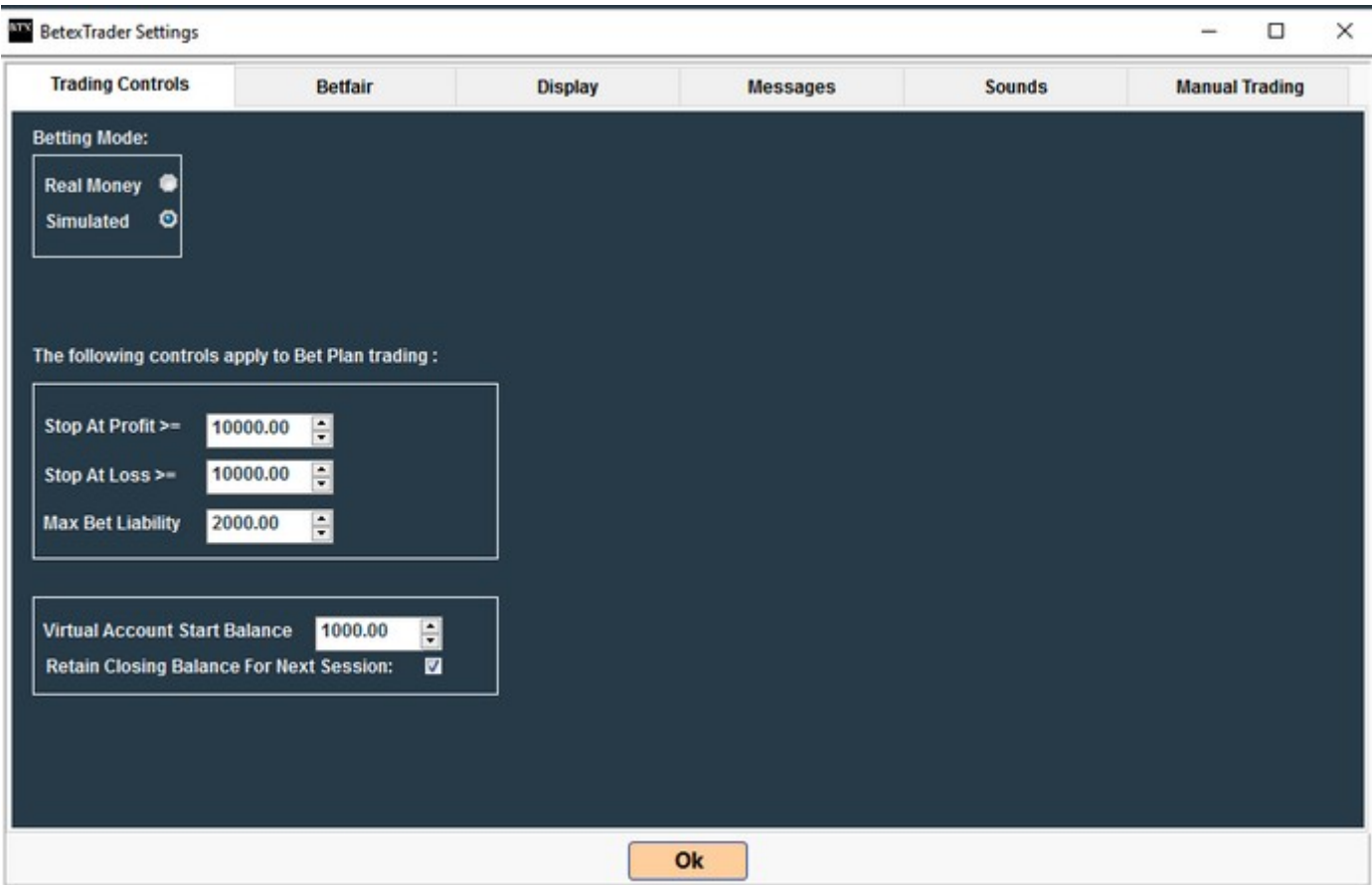
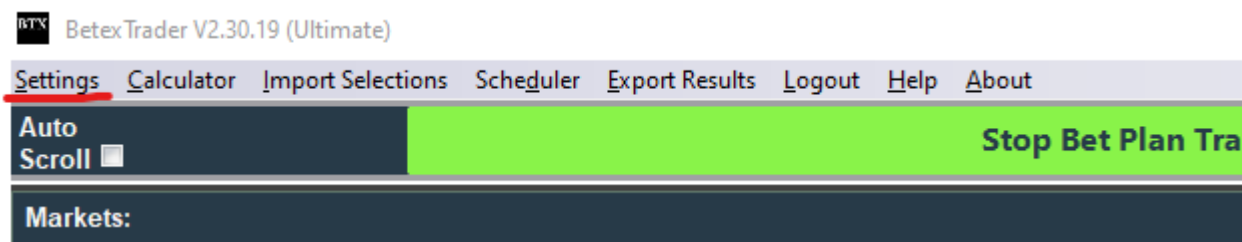
Main Menu

The Main Menu runs horizontally across the top of the BTX trading screen. It has the following options:



Main Menu – Settings

Displays the BTX Settings screen. The Settings options break down into 4 sections:



Settings - Trading Options

- **Betting Mode** – Select between Real and Simulated betting.
- **Stop At Profit** – The BTX will automatically stop trading if the Results tab shows a total profit of at least the specified amount.
- **Stop At Loss** - The BTX will automatically stop trading if the Results tab shows a total loss of at least the specified amount.
- **Max Bet Liability** – Before attaching a bet plan to a market the BTX will check the values of each **individual** bet and if the amount being risked on any of these bets exceeds the specified amount then the bet plan will be rejected. This is a safety net to prevent you accidentally entering large risk bets.
- **Virtual Account Start Balance** – *Available with BTX Ultimate* - One of the Bet1 stake options is to use a percentage of a virtual (custom) account balance. This Setting is used to specify the initial value of that virtual account before trading starts. It will be reset each time the BTX is started. When trading is in progress the updated virtual account balance can be found on the Results tab [Account Balance Display](#) .
- **Retain Closing Balance** - *Available with BTX Ultimate* - When this is ticked the Virtual Balance is retained for the next day or session when restarting the software.

The screenshot shows the 'BetexTrader Settings' window with the 'Trading Controls' tab selected. The window has a dark blue background and a light grey header bar with tabs: 'Trading Controls', 'Betfair', 'Display', 'Messages', 'Sounds', and 'Manual Trading'. The 'Trading Controls' tab is active. Below the header, the 'Betting Mode:' section has two radio buttons: 'Real Money' (selected) and 'Simulated'. Below this, a section titled 'The following controls apply to Bet Plan trading :' contains three input fields: 'Stop At Profit >=' (10000.00), 'Stop At Loss >=' (10000.00), and 'Max Bet Liability' (2000.00). Below these, there are two more fields: 'Virtual Account Start Balance' (1000.00) and 'Retain Closing Balance For Next Session:' (checked). An 'Ok' button is located at the bottom right of the window.

BetexTrader Settings

Trading Controls Betfair Display Messages Sounds Manual Trading

Betting Mode:

Real Money ☒

Simulated ☐

The following controls apply to Bet Plan trading :

Stop At Profit >= 10000.00

Stop At Loss >= 10000.00

Max Bet Liability 2000.00

Virtual Account Start Balance 1000.00

Retain Closing Balance For Next Session: ☒

Ok

Settings - Betfair Options

Contains options for enabling/disabling specific types of reporting profit and loss.

- **Real Bets P&L Display Mode** – If you are trading the same markets with more than 1 session of the BTX, or he is using other trading apps, or maybe the Betfair website, then he may have placed real money bets in more than one trading session for the same market. This setting enables you to choose how he wants the P&L to be displayed on the BTX screen. This applies to both the Bets and Results panels.
- **Internal Bets Only** will display the P&L resulting from only those bets placed in the current session of the BTX.
- **External Bets Only** will display the P&L resulting from only those bets that have been placed in trading sessions other than the current session of the BTX being viewed.
- **Both** will display the combined P&L resulting from both internal and external bets.
- **Deducting Betfair Commission** – The display and export of P&L results can optionally have commission deducted. Your Betfair commission rate will depend on his country location and on the number of Betfair points you have earned. For simplicity the BTX enables you to enter your commission rate on the Settings page. There are two tick-boxes to optionally instruct the BTX to deduct commission from the P&L values displayed on the Results tab (and virtual account) and/or output to the exported results spreadsheet. Note that Betfair commission is paid on the overall net P&L result of all bets placed on a market. So in the case of the exported results, any commission due on a profitable market is divided equally over each profitable selection in that market.
- **Auto-retry on Betfair error** – Occasionally there may be an internet communication error between the BTX and the Betfair API. If this occurs the BTX will display a message for you and wait for you to respond and indicate whether or not to attempt continuing trading. In most cases such an error is just a temporary situation and trading could continue. If you is not at the screen then the BTX will just wait indefinitely. This setting implements a default 30 second auto-timeout feature such that the BTX will automatically attempt to resume trading after the timeout has elapsed. You may adjust this timeout if required, or set it to zero to instruct the BTX to wait for you to respond.

BetexTrader Settings

Trading Controls

Betfair

Display

Messages

Sounds

Manual Trading

Real Bets P&L Display Mode:

Internal Bets Only

External Bets Only

Both

Deduct Commission From P&L Results Display

Deduct Commission From P&L Results Export

Betfair Commission Rate (%)

5.00

Auto-retry on Betfair API error after

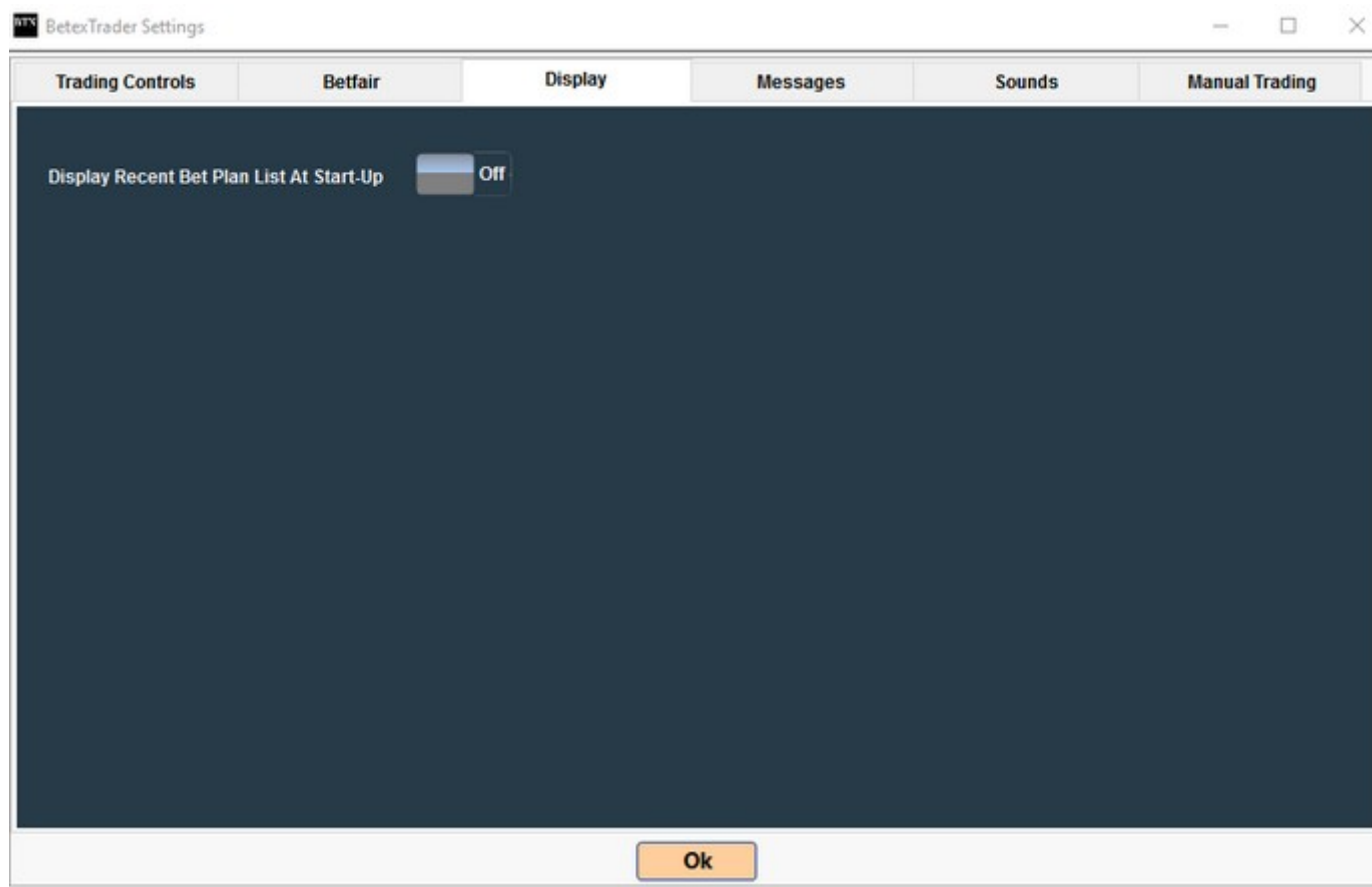
10

seconds

Ok

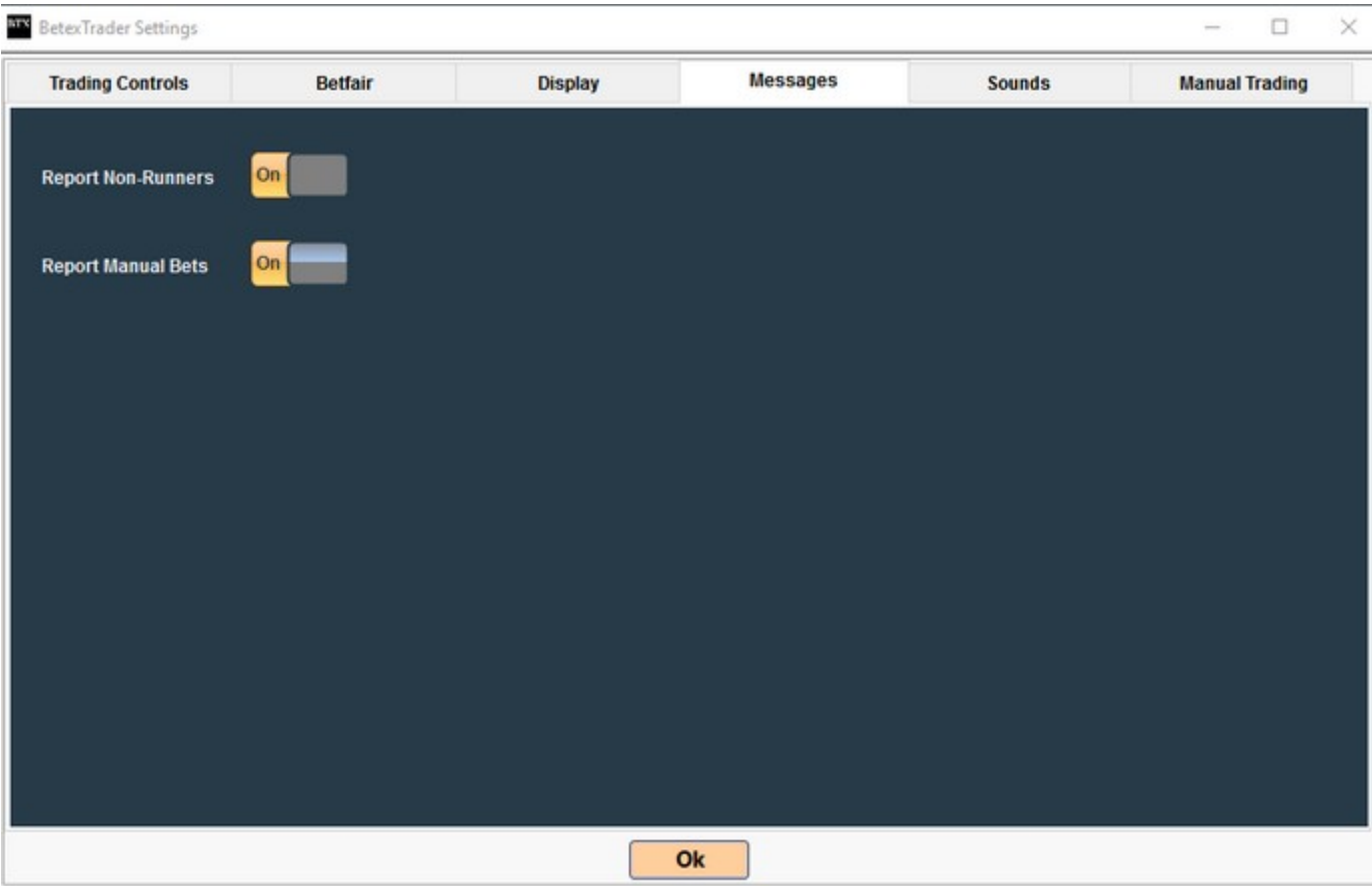
Settings - Display

- **Display Recent Bet Plan List At Start** – When the BTX starts up it will display a pop-up list of recently used Bet Plans from which you can choose if he wishes to load one. If you do not want this pop-up list to appear then set this option to 'Off'.



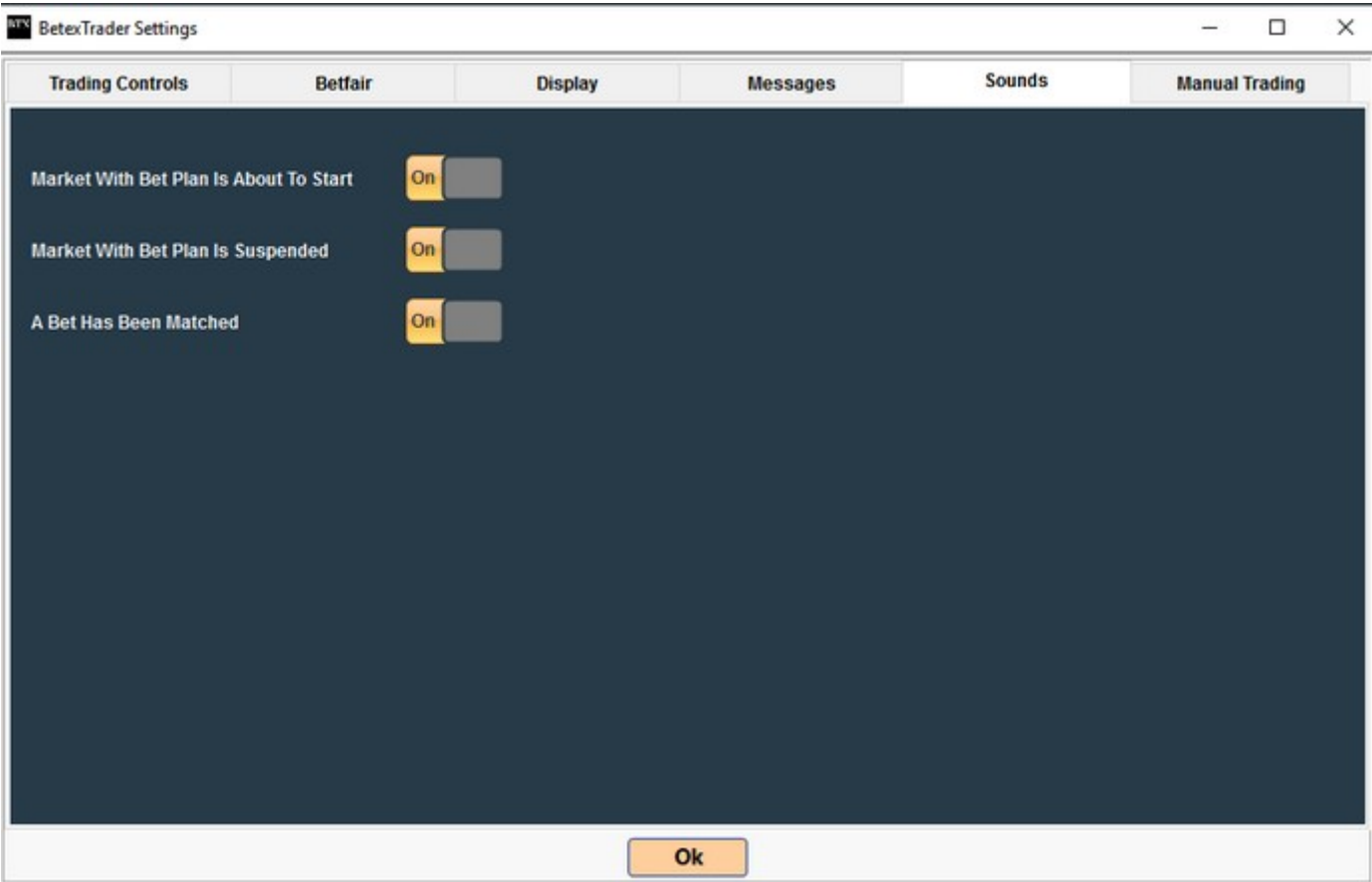
Settings - Message Options

Contains options for enabling/disabling specific types of information to be written to the Messages tab. Display Recent Betplan list at start gives you the option to display the last 15 or so betplans loaded for ease of use.



Settings - Sounds

Contains a list of options for enabling/disabling an audible notification of various events.



Settings - Manual Trading

Contains options for the Manual Trading Interface (MTI).

The MTI is enabled via the 'Enable Manual Trading' option (see section 3.7 for more details).

Below the 'Enable Manual Trading' option there are a group of MTI settings which will be the defaults for any newly loaded markets. Each individual market can also have its own specific MTI settings which are described in the section 'MTI Betting Interface'.

- **1-Click Betting** – If this option is selected then you will not be prompted to confirm each manual bet that he places.
- **Back Bet Stake** – The stake amount to use for manual Back bets.
- **Back Bet Offset Ticks** – With zero offset ticks an MTI Back bet will be placed at the current available market Back price.
With offset ticks set at a Better price, the MTI Back bet will be placed at the current market Back price plus the set number of ticks.
This adjusted price will also be displayed on the Back bet button. With offset ticks set at a Worse price, the MTI Back bet will be placed at the current market Back price minus the set number of ticks.
Placing a bet above the current price may not get matched, while placing a bet at or below the current price will likely get matched.
This is due to the way Betfair use best value matching.
- **Lay Bet Stake** – The stake amount to use for manual Lay bets.
- **Lay Bet Offset Ticks** – With zero offset ticks an MTI Lay bet will be placed at the current available market Lay price.
With offset ticks set at a Better price, the MTI Lay bet will be placed at the current market Lay price minus the set number of ticks.
This adjusted price will also be displayed on the Lay bet button.
With offset ticks set at a Worse price, the MTI Lay bet will be placed at the current market Lay price plus the set number of ticks.
Placing a bet below the current price may not get matched, while placing a bet at or above the current price will likely get matched.
This is due to the way Betfair use best value matching
- **Trade Out Bet Offset Ticks** – If the Trade Out bet is a Back bet then it will be calculated and placed at the current available market Back price after adjusting for any trade out offset ticks.
If the trade out offset ticks are zero then no adjustment is made.
If the offset ticks are for a Better price then the bet is calculated and placed at the market Back price plus the specified ticks.
For a Worse price it will be calculated and placed at the market Back price minus the ticks.
Similarly if the trade out bet is a Lay then it will be calculated and placed at the current available market Lay price after adjusting for ticks.
- **Keep Bet** - With this option selected, MTI bets that are placed pre-event and are unmatched when the market is turned in-play will be retained for the in-play period (otherwise they will lapse and be automatically canceled by Betfair).
For Football markets that are managed by Betfair, when a goal is scored (or other significant event occurs), any unmatched bets will be canceled by Betfair unless the 'Keep Bet' option has been ticked.
- **Cancel Bet Plan On Market** – It is possible to place manual bets on a market that also has an active bet plan attached.

This option allows you to specify that the bet plan is automatically canceled when a particular situation occurs:-

Never: The bet plan will not be canceled.

When any manual bet is placed: The bet plan is canceled as soon as a manual bet is placed on any selection.

When any manual bet is fully matched: The bet plan is canceled as soon as a manual bet on any selection becomes fully matched.

When any manual bet is part matched: The bet plan is canceled as soon as a manual bet on any selection becomes at least partially matched (or fully matched).

Update All Loaded Markets – If you make changes to the default MTI settings and wants to apply them to all currently loaded markets, then you can do so by clicking this button.

The screenshot shows the 'BetexTrader Settings' window with the 'Manual Trading' tab selected. The window has a dark blue background. At the top, there are tabs for 'Trading Controls', 'Betfair', 'Display', 'Messages', 'Sounds', and 'Manual Trading'. Below the tabs, the 'Enable Manual Trading' toggle is set to 'Off'. Under the 'Manual Trading Settings' section, the '1-Click Betting' toggle is set to 'On'. A table shows 'Stake' settings for 'Back Bet' and 'Lay Bet', both set to '10.00'. To the right, 'Offset Ticks' are set to '0' for Back Bet and '1' for Lay Bet, with a 'Worse Price' dropdown. Below this, 'Trade Out Bet Offset Ticks' is set to '1' with a 'Worse Price' dropdown. The 'Keep Bet' checkbox is checked. The 'Cancel Bet Plan On Market' dropdown is set to 'Never'. An orange 'Update All Loaded Markets' button is at the bottom. An 'Ok' button is at the very bottom of the window.

	Stake	Offset Ticks
Back Bet	10.00	0
Lay Bet	10.00	1

Trade Out Bet Offset Ticks: 1

Keep Bet: ☒

Cancel Bet Plan On Market: Never

Update All Loaded Markets

Ok

When enabled you will see the Manual trading interface

BetsTrader V2.20.10 (Ultimate)

Settings Calculator Export Logout Help About

Auto Scroll

Markets: Get Markets

Date/Time	Country/Venue	Race/Market	No	FLPM	FBSP	Traded	Status	InPlay	Plan	Tools
23/10/2017 13:40	GB Windsor	5f Nov Stks To Be Placed (3)	11	1.57	3008		OPEN			⚙
23/10/2017 13:40	GB Windsor	5f Nov Stks To Win	11	3.45	36899		OPEN			⚙
23/10/2017 14:10	GB Windsor	1m2f Hcap To Be Placed (4)	14	1.86	3051		OPEN			⚙
23/10/2017 14:10	GB Windsor	1m2f Hcap To Win	14	5.70	33146		OPEN			⚙
23/10/2017 14:20	GB Portefract	1m Nursery To Be Placed (3)	13	2.46	1533		OPEN			⚙
23/10/2017 14:20	GB Portefract	1m Nursery To Win	13	6.60	11146		OPEN			⚙
23/10/2017 14:30	GB Plumpton	2m Mdn Hnd To Be Placed (3)	13	1.27	4447		OPEN			⚙

Selections: (GB 23/10/2017 13:40 Windsor - To Be Placed)

Cancel Bet Plan When: Never Keep Bet ☒
1-Click ☒

Name	Back	Lay	LPM	P&L If Wins/Loses	Tools	Back Bet (0 ticks)	Lay Bet (+1 tick)	Tradeout Bet (1 tick worse)	P&L If Wins	P&L If Loses
Lord Riddiford (1st fav)	1.58 6	1.59 3	1.57	0.00 0.00	⚙	1.58 10	1.60 10		0.00	0.00
Axe Cap (2nd fav)	1.97 5	2.04 35	2.18	0.00 0.00	⚙	1.97 10	2.06 10		0.00	0.00
Iconic Knight (2nd fav)	1.93 32	2.08 13	2.02	0.00 0.00	⚙	1.93 10	2.10 10		0.00	0.00
Elite Shadow	2.46 18	2.62 13	2.42	0.00 0.00	⚙	2.46 10	2.64 10		0.00	0.00
Ivy Leaguer	2.92 34	3.00 3	2.72	0.00 0.00	⚙	2.92 10	3.05 10		0.00	0.00
Sovereign State	4.90 3	5.30 14	4.80	0.00 0.00	⚙	4.90 10	5.40 10		0.00	0.00
Big Brave Bob	5.70 13	6.20 3	5.60	0.00 0.00	⚙	5.70 10	6.40 10		0.00	0.00
Cool Baby	9.40 13	11.50 5	11.00	0.00 0.00	⚙	9.40 10	12.00 10		0.00	0.00
Shamrock Emma	7.80 7	16.00 2	12.00	0.00 0.00	⚙	7.80 10	16.50 10		0.00	0.00

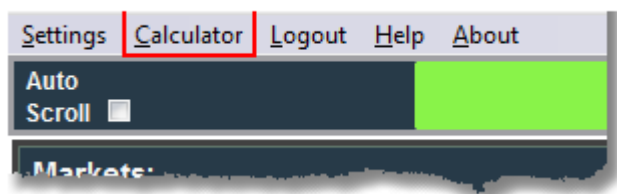
23/10/20... 12:40:39 Betting Mode: SIMULATED Trading: Not Started GBP (min stake 2... Msgs 3

Main Menu – Calculator

Displays a screen containing a bet calculator. This enables you to experiment with price and stake values for back-then-lay and lay-then-back trading strategies.

There are buttons for automatically calculating the required stake for a trade-out bet in order to equalise the profit no matter which selection wins, or to breakeven if a selection wins or loses.

There is also an option to include a stop-loss bet if required. If you produce a set of bet values that you like then there is a button to automatically copy these values to the New Bet Plan tab on the main screen.



Greening Calculator

Mode: Back Then Lay
Lay Then Back

(20.00% Chance)

(33.33% Chance)

Back Price 5.00

Lay Price 3.00

Price Ticks -30

Back Stake 2.00

Lay Stake Range

2.00 4.00

Display "Green" Stake Range Only

Lay Stake 2.00

If Wins 4.00

If Loses 0.00

With Stop-Loss Bet

Breakeven If Wins

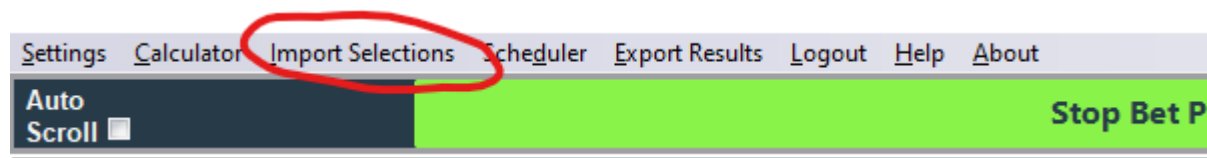
Breakeven If Loses

Equalise

Copy Values To Bet Plan

Close

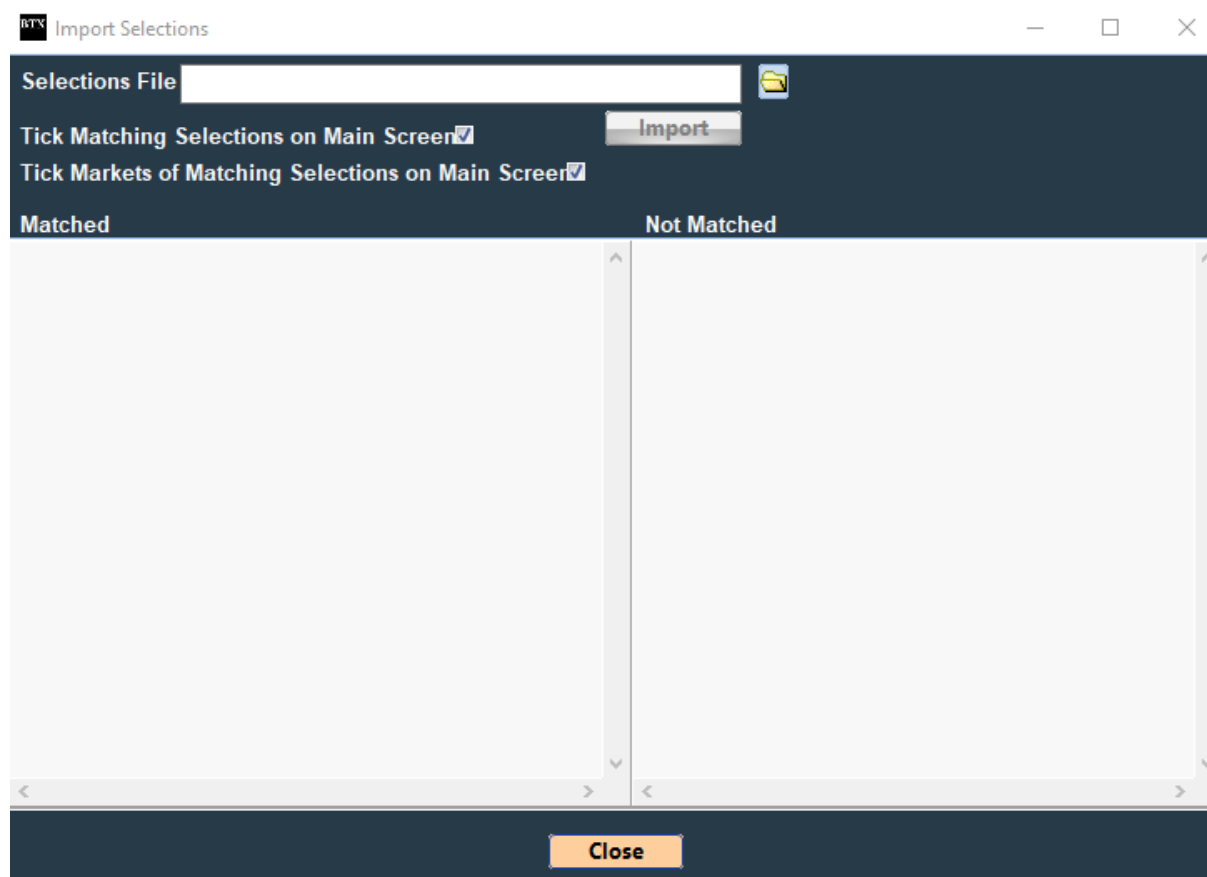
Main Menu - Import Selections



Provides you with the ability to import Selection names from an external file and automatically tick them on the BTX screen.

In order to use this utility, you must have already loaded the Market(s).

When the import screen is displayed, there are 2 tick box options available:



Tick Matching Selections on Main Screen

If this option is selected then all Market Selections that match with selection names in the import file, will be automatically ticked.

Tick Markets of Matching Selections on Main Screen

If this option is selected then the corresponding Markets of all Selections that match with selection names in the import file, will be automatically ticked.

This enables you to easily attach a bet plan to only these markets.

Import File - Format

The BTX supports 2 formats of import data file, text (.txt) and csv (.csv).

The file should contain a list of Selection names, for example Horse names for racing markets.

In the case of .csv files the selection names must be in the first column.

In the case of .txt files the selection name must be the first item on each line. If the line contains additional text then this must be separated from the selection name by a comma.

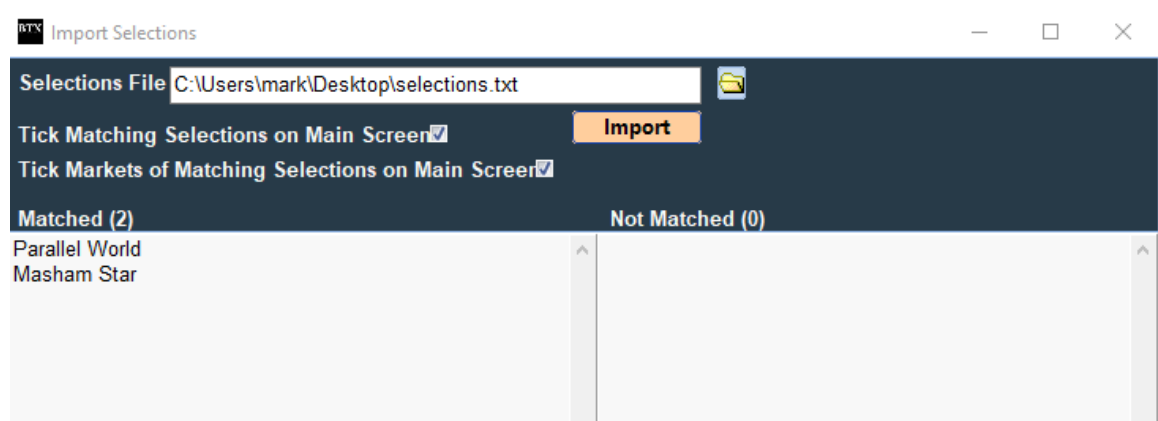
Parallel World

Masham Star

Import File - Loading

To specify the import file, either enter the full path manually, or click on the open folder button at the right hand side of the filename box (navigate to the location of the import data file and open it).

When the filename has been entered, click on the Import button to start the Selection name matching process. You will be notified when the processing is complete and the screen will display 2 lists of selection names, those that were matched and those that were not matched.



Selection Name Matching

The Selection names must match exactly after ignoring upper/lower casing.

Selections: (GB 03/03/2020 18:30 Southwell - To Win)							
<input type="checkbox"/>		Name	Back	Lay	LPM	P&L	Trainer
<input checked="" type="checkbox"/>		Parallel World (1st fav)	2.96 94	2.98 82	2.96	0.00	K. R. Bu Harrison
<input type="checkbox"/>		Silverturnstogold (2nd fav)	4.10 22	4.20 148	4.10	0.00	Tony Car Elisha W
<input type="checkbox"/>		Motawaafeq (3rd fav)	4.20 249	4.30 25	4.20	0.00	Michael / Alistair R
<input checked="" type="checkbox"/>		Masham Star	6.40 88	6.60 51	6.60	0.00	Mark Joh P. J. McE
<input type="checkbox"/>		Zeyzoun	29.00 17	30.00 23	30.00	0.00	Alexandr Daniel M

Main Menu - Scheduler

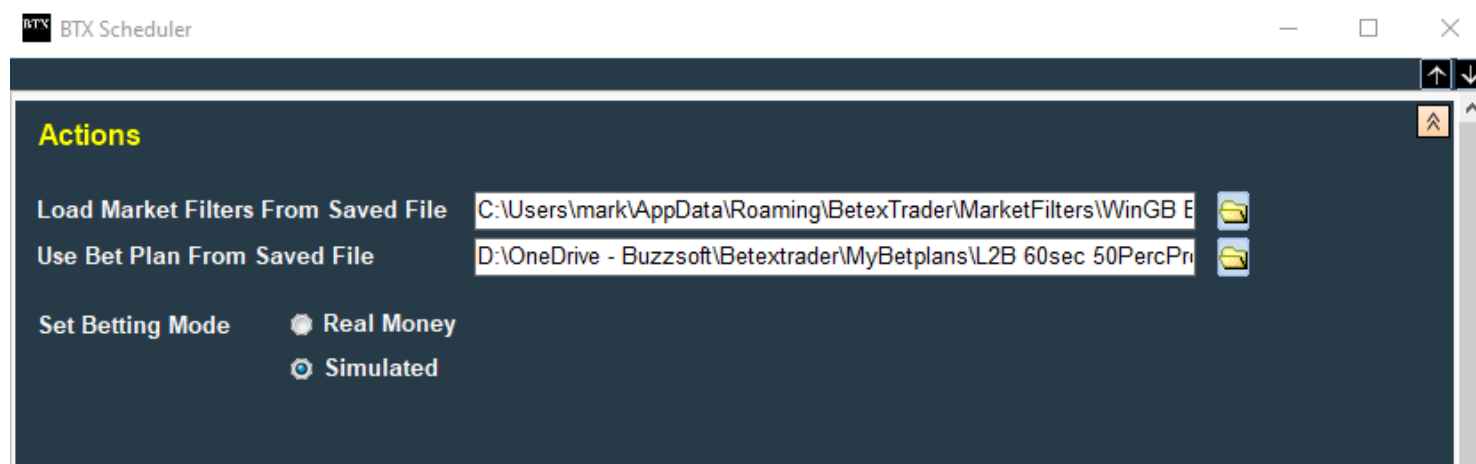
This utility provides you with the ability to load markets, attach a bet plan to each market and start trading, all with just a single button click.

This can be set to run as a single session, or repeated on a daily basis.

The Scheduler set up screen is divided into 5 sections:

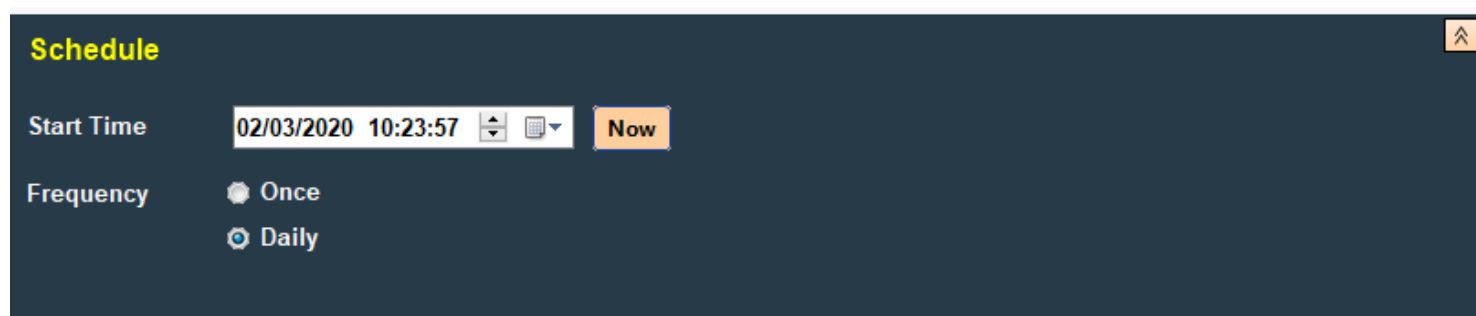
Scheduler – Actions

- **Load Market Filters From Saved File** – Specify the name and location of a previously saved market filters file for loading the required markets.
- **Use Bet Plan From Saved File** – Specify the name and location of a previously saved bet plan. This will be attached to all loaded markets.
- **Set Betting Mode** – Specify if you want the trading session(s) to be run in Real or Simulation mode.



Scheduler – Schedule

- **Start Time** – Specify the date and time at which you require the Scheduler session to start.
- **Frequency** – Specify the whether you want the Scheduler to run just once, or repeated at the same time each day.



Scheduler – Conditions

- **All Previously Loaded Markets Must Be Closed** – If this condition is ticked when a Scheduler session is due to start and there are already markets loaded, then the Scheduler will wait until these markets are all closed before starting the session. **NOTE** that if you have opted to export results (see the Options section below) then the Scheduler will **always** wait for currently loaded markets to close. This is because a full set of results cannot be generated until the outcome of each market is known.

Conditions

All Previously Loaded Markets Must Be Closed ☐

Scheduler – Options

- **Set Auto-Scroll Mode for the Market List** – If ticked then when the session is started and markets have been loaded, the “Auto Scroll” option on the main screen will be ticked.
- **Automatically Tick Selections** – For users who have a bet plan that places bets on a ticked selection, this option provides a couple of simple methods for automatically ticking selections when markets are loaded by the Scheduler. **By Name** – for example you may have a plan that places a bet on the draw outcome of football Match Odds markets. To automatically tick this selection you can specify “The Draw” here. **By Selection Order** – for example you may have a plan that places a bet on the away team of football Match Odds markets.

The away team is always listed as the second selection in the market. So to automatically tick this selection you can specify order number 2 here.

Options

Set Auto-Scroll Mode for the Markets List ☒

Automatically Tick Selections ☒

☒ By Name

☐ By Selection Order

- **Export Results of each Scheduler Session** – This option provide the ability to generate a results file when a Scheduler session is complete and all markets are closed. Two report formats are supported. **Excel Report** – This is an Excel file with the same content as that produced if you clicks on the “Export Results” button at the bottom of the Results tab on the main screen. **Text Summary** – This is a more simple text format and the content is very similar to that displayed on the Results tab on the main screen. For both formats you needs to specify the folder in which he wants the file to be generated. The filenames will be of a standard format but you can optionally specify a prefix that will be added to the front of the filename so that he can easily recognize particular reports.

1.1.1.5 Scheduler – Buttons

- **Save to File** – This button enables you to save the content of the Scheduler configuration screen to file.
- **Load from File** – This button enables you to load a previously saved Scheduler configuration. When loading a previous configuration **ensure you check** that the schedule start time is brought up to date.
- **Start Scheduler** – Clicking this button will activate the Scheduler. The status bar at the bottom of the main screen will display a green panel to indicate that the Scheduler is active. The panel size adjuster sliders will also

be coloured green. The progress of the Scheduler will be updated on the Messages tab. To stop the Scheduler you can click on the “STOP SCHEDULER TRADING” button at the top of the screen, or simply close the BTX.

BTX

BTX Scheduler

↑

↓

⌵

⌶

Actions

⌵

Schedule

⌵

Conditions

⌵

Options

⌶

Set Auto-Scroll Mode for the Markets List

☒

Automatically Tick Selections

☐

Export Results of each Scheduler Session

☒

Format

☒ Excel Report

☐ Text Summary

Folder

C:\Users\mark\AppData\Roaming\BetexTrader\Results

📁

Prefix

?

Save to File

Load from File

Start Scheduler

Close

Main Menu - Export Results

Provides you with an alternative option to the results tab to use the Export utility. See section [Results tab - Export Results](#)

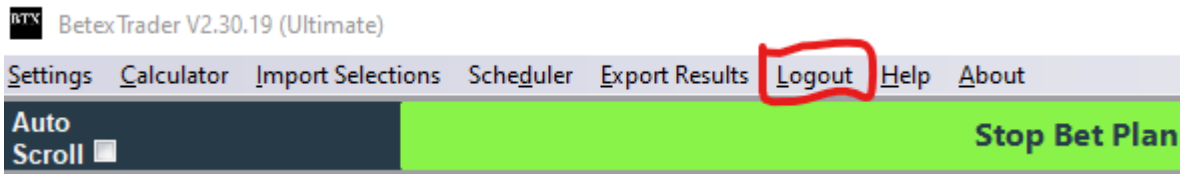
New folder

Name	Date modified	Type
BTX_Results_20191220_203447.xls	20/12/2019 20:34	Microsoft Excel Worksheet
BTX_Results_20191221_154333.xls	21/12/2019 15:43	Microsoft Excel Worksheet
BTX_Results_20191223_232054.xls	23/12/2019 23:20	Microsoft Excel Worksheet
BTX_Results_20200103_203618.xls	03/01/2020 20:36	Microsoft Excel Worksheet
BTX_Results_20200107_192053.xls	07/01/2020 19:20	Microsoft Excel Worksheet
BTX_Results_20200114_193441.xls	14/01/2020 19:34	Microsoft Excel Worksheet
BTX_Results_20200206_200528.xls	06/02/2020 20:05	Microsoft Excel Worksheet
BTX_Results_20200207_203418.xls	07/02/2020 20:34	Microsoft Excel Worksheet

e: \BTX_Results_20200303_182203.xls


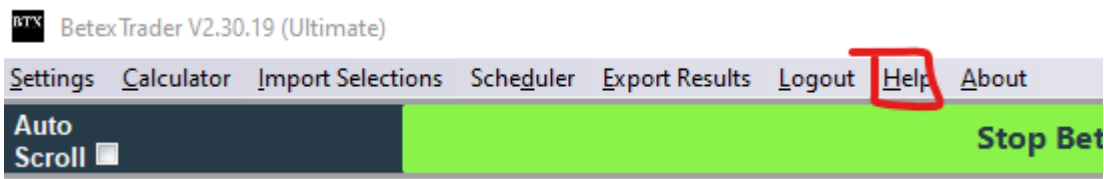
Main Menu – Logout

Provides you with an option to logout from Betfair and close the BTX.



Main Menu – Help

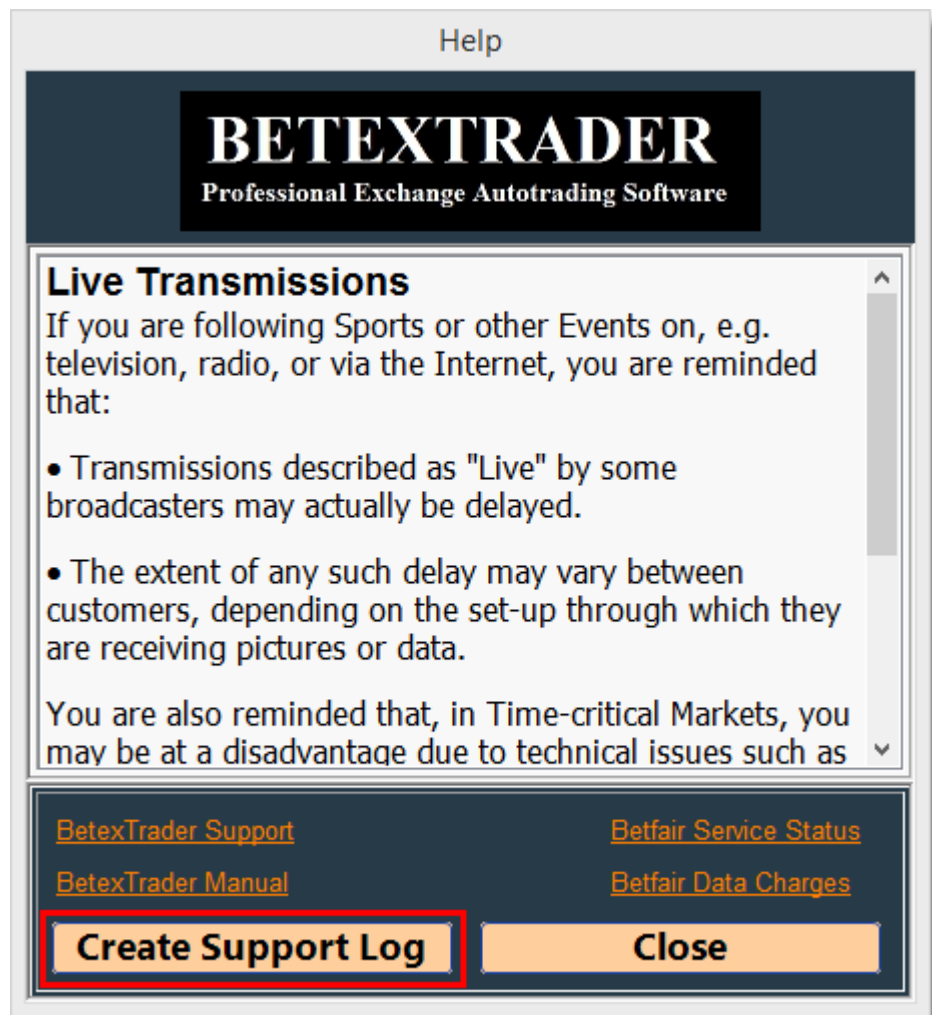
Displays a basic help screen. This includes links to web pages containing further information.



Create Support Log

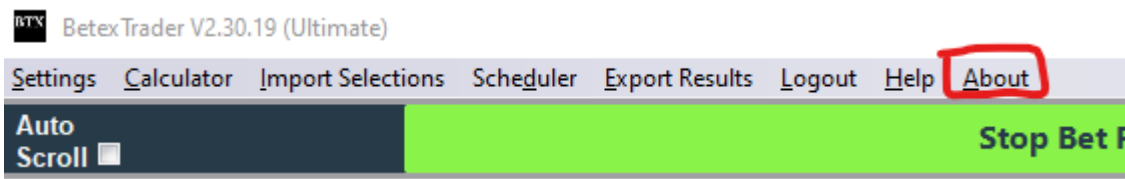
A button is available on the Help screen called 'Create Error Log'. If you experiences a problem or error while using the BTX, he can click this button to generate an BTX log file.

This file should be attached to an email and sent to BTX support. The content of this log may help to trace or explain the problem.

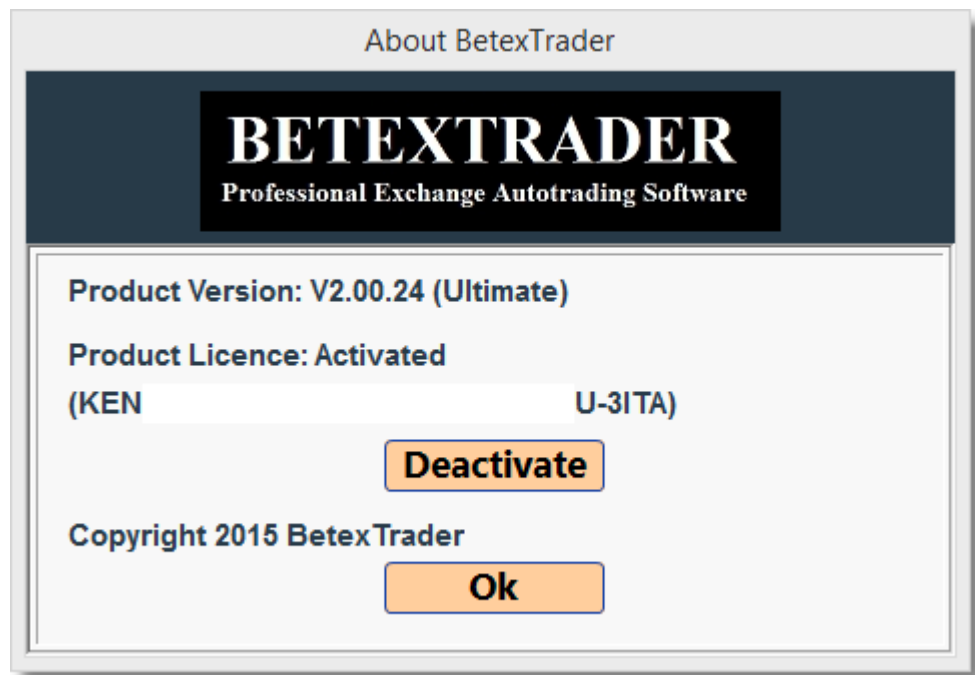


Main Menu – About

Displays a screen containing BTX version, license status and copyright information.



You can de-activate the software here if you want to move it to another PC.

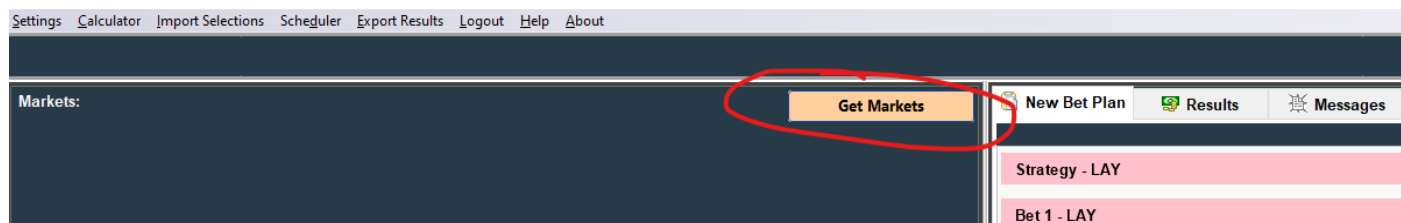


Market & Selection Filters

You can load the the Markets List via the "Get Markets" button on the main trading screen. This will display the Market Selection screen.

The Market Selection screen consists of 3 areas:

- Market/Selection Filters
- Market List (initially blank)
- Control Buttons - run filters, insert ticked markets etc.



General Filters

Sport

Horse Racing

Markets Turning In-Play

Yes

BSP Markets

Any

Markets Starting In Next

0

To

24

Hours

Exclude

Country Filter

Include

AU

FR

US

GB

IE

Load

Clear

[Only Match Odds available in this version. Want more markets? Upgrade to Ultimate now](#)

<input checked="" type="checkbox"/>	Event Type	Ctry	Time	Competition	Venue	Event	Market Name	BSP	InPlay	Market Type
<input checked="" type="checkbox"/>	Horse Racing	GB	21/09/2016 14:00		Goodwood	Good 21st Sep	1m1f Mdn Stks	Yes	Yes	WIN
<input checked="" type="checkbox"/>	Horse Racing	GB	21/09/2016 14:10		Redcar	Redc 21st Sep	6f Nursery	Yes	Yes	WIN
<input checked="" type="checkbox"/>	Horse Racing	GB	21/09/2016 14:20		Perth	Perth 21st Sep	2m4f Nov Hrd	Yes	Yes	WIN
<input checked="" type="checkbox"/>	Horse Racing	IE	21/09/2016 14:30		Naas	Naas 21st Sep	6f Claim Stks	Yes	Yes	WIN
<input checked="" type="checkbox"/>	Horse Racing	GB	21/09/2016 14:35		Goodwood	Good 21st Sep	7f Cond Stks	Yes	Yes	WIN
<input checked="" type="checkbox"/>	Horse Racing	GB	21/09/2016 14:45		Redcar	Redc 21st Sep	7f Mdn Stks	Yes	Yes	WIN
<input checked="" type="checkbox"/>	Horse Racing	GB	21/09/2016 14:55		Perth	Perth 21st Sep	2m Nov Hcap Chs	Yes	Yes	WIN
<input checked="" type="checkbox"/>	Horse Racing	IE	21/09/2016 15:05		Naas	Naas 21st Sep	6f Stks	Yes	Yes	WIN
<input checked="" type="checkbox"/>	Horse Racing	GB	21/09/2016 15:10		Goodwood	Good 21st Sep	1m3f Hcap Stks	Yes	Yes	WIN
<input checked="" type="checkbox"/>	Horse Racing	GB	21/09/2016 15:20		Redcar	Redc 21st Sep	5f Hcap	Yes	Yes	WIN
<input checked="" type="checkbox"/>	Horse Racing	GB	21/09/2016 15:30		Perth	Perth 21st Sep	2m Claim Hrd	Yes	Yes	WIN
<input checked="" type="checkbox"/>	Horse Racing	IE	21/09/2016 15:40		Naas	Naas 21st Sep	5f Mdn	Yes	Yes	WIN
<input checked="" type="checkbox"/>	Horse Racing	GB	21/09/2016 15:45		Goodwood	Good 21st Sep	1m2f Listed	Yes	Yes	WIN
<input checked="" type="checkbox"/>	Horse Racing	GB	21/09/2016 15:55		Redcar	Redc 21st Sep	1m Nursery	Yes	Yes	WIN
<input checked="" type="checkbox"/>	Horse Racing	GB	21/09/2016 16:05		Perth	Perth 21st Sep	3m Hcap Chs	Yes	Yes	WIN
<input checked="" type="checkbox"/>	Horse Racing	IE	21/09/2016 16:15		Naas	Naas 21st Sep	5f Nursery	Yes	Yes	WIN
<input checked="" type="checkbox"/>	Horse Racing	GB	21/09/2016 16:20		Goodwood	Good 21st Sep	1m6f Hcap Stks	Yes	Yes	WIN

Run Filters

Found 37 Markets

Insert Ticked Markets

Run Filters and Insert Markets

Reset Filters

Market Filters

This is where you can choose the criteria that will determine which markets are loaded onto the BTX trading screen.

Pro Version - only main markets available, win markets, match odds etc.

General Filters

Sport

Horse Racing

Markets Turning In-Play

Yes

BSP Markets

Any

Markets Starting In Next

0

To

24

Hours

Exclude

AU

FR

US

Country Filter

GB

IE

Include

Load

Clear

[Only Match Odds available in this version. Want more markets? Upgrade to Ultimate now](#)

<input checked="" type="checkbox"/>	Event Type	Ctry	Time	Competition	Venue	Event	Market Name	BSP	InPlay	Market Type
<input checked="" type="checkbox"/>	Horse Racing	GB	21/09/2016 14:00		Goodwood	Good 21st Sep	1m1f Mdn Stks	Yes	Yes	WIN
<input checked="" type="checkbox"/>	Horse Racing	GB	21/09/2016 14:10		Redcar	Redc 21st Sep	6f Nursery	Yes	Yes	WIN
<input checked="" type="checkbox"/>	Horse Racing	GB	21/09/2016 14:20		Perth	Perth 21st Sep	2m4f Nov Hrd	Yes	Yes	WIN
<input checked="" type="checkbox"/>	Horse Racing	IE	21/09/2016 14:30		Naas	Naas 21st Sep	6f Claim Stks	Yes	Yes	WIN
<input checked="" type="checkbox"/>	Horse Racing	GB	21/09/2016 14:35		Goodwood	Good 21st Sep	7f Cond Stks	Yes	Yes	WIN
<input checked="" type="checkbox"/>	Horse Racing	GB	21/09/2016 14:45		Redcar	Redc 21st Sep	7f Mdn Stks	Yes	Yes	WIN
<input checked="" type="checkbox"/>	Horse Racing	GB	21/09/2016 14:55		Perth	Perth 21st Sep	2m Nov Hcap Chs	Yes	Yes	WIN
<input checked="" type="checkbox"/>	Horse Racing	IE	21/09/2016 15:05		Naas	Naas 21st Sep	6f Stks	Yes	Yes	WIN
<input checked="" type="checkbox"/>	Horse Racing	GB	21/09/2016 15:10		Goodwood	Good 21st Sep	1m3f Hcap Stks	Yes	Yes	WIN
<input checked="" type="checkbox"/>	Horse Racing	GB	21/09/2016 15:20		Redcar	Redc 21st Sep	5f Hcap	Yes	Yes	WIN
<input checked="" type="checkbox"/>	Horse Racing	GB	21/09/2016 15:30		Perth	Perth 21st Sep	2m Claim Hrd	Yes	Yes	WIN
<input checked="" type="checkbox"/>	Horse Racing	IE	21/09/2016 15:40		Naas	Naas 21st Sep	5f Mdn	Yes	Yes	WIN
<input checked="" type="checkbox"/>	Horse Racing	GB	21/09/2016 15:45		Goodwood	Good 21st Sep	1m2f Listed	Yes	Yes	WIN
<input checked="" type="checkbox"/>	Horse Racing	GB	21/09/2016 15:55		Redcar	Redc 21st Sep	1m Nursery	Yes	Yes	WIN
<input checked="" type="checkbox"/>	Horse Racing	GB	21/09/2016 16:05		Perth	Perth 21st Sep	3m Hcap Chs	Yes	Yes	WIN
<input checked="" type="checkbox"/>	Horse Racing	IE	21/09/2016 16:15		Naas	Naas 21st Sep	5f Nursery	Yes	Yes	WIN
<input checked="" type="checkbox"/>	Horse Racing	GB	21/09/2016 16:20		Goodwood	Good 21st Sep	1m6f Hcap Stks	Yes	Yes	WIN

Run Filters

Found 37 Markets

Insert Ticked Markets

Run Filters and Insert Markets

Reset Filters

Ultimate version

Horse racing example - click the arrows <> to include the markets you want like Win markets or place markets, then choose the countries like GB or AUS

Select run filters to see the list of markets before inserting them.

General Filters

Sport: Horse Racing

Markets Turning In-Play: Any

BSP Markets: Any

Markets Starting Today: ☒

Horse Racing - GB and Ireland Only

Race Distance (Furlongs): 1 To 99

Market Filters - General

Market Type Filter

Exclude: PLACE | Include: WIN

Country Filter

Exclude: US | Include: AU, SE

Competition Filter

Exclude: | Include:

Venue Filter

Exclude: | Include:

Market Filters - Horse Racing (GB and IE only)

Selection Filters - Horse Racing (GB and IE only)

<input checked="" type="checkbox"/>	Event Type	Ctry	Time	Competition	Venue	Event	Market Name	BSP	InPlay	Market Type	RaceType 1	RaceType 2	Furlongs
<input checked="" type="checkbox"/>	Horse Racing	AU	15/04/2020 12:30		Bendigo	Bend (AUS) 15th Apr	R8 1650m Pace M	Yes	Yes	WIN	Flat		
<input checked="" type="checkbox"/>	Horse Racing	SE	15/04/2020 12:30		Bro Park	Bro Park (SWE) 15th Apr	R3 2100m			WIN	Unknown		
<input checked="" type="checkbox"/>	Horse Racing	SE	15/04/2020 13:00		Bro Park	Bro Park (SWE) 15th Apr	R4 1600m			WIN	Unknown		
<input checked="" type="checkbox"/>	Horse Racing	SE	15/04/2020 13:30		Bro Park	Bro Park (SWE) 15th Apr	R5 2100m			WIN	Unknown		
<input checked="" type="checkbox"/>	Horse Racing	SE	15/04/2020 14:00		Bro Park	Bro Park (SWE) 15th Apr	R6 1200m			WIN	Unknown		
<input checked="" type="checkbox"/>	Horse Racing	SE	15/04/2020 14:30		Bro Park	Bro Park (SWE) 15th Apr	R7 1200m			WIN	Unknown		

Run Filters Found 15 Markets **Install Ticked Markets** **Run Filters and Install Markets** **Reset Filters** **Save Filters** **Load Filters** **Cancel**

Soccer example - click to include the market you want ie Match odds or Over Under etc, click run filters or run and insert.

General Filters

Sport: Football

Markets Turning In-Play: Any

BSP Markets: Any

Markets Starting Today: ☒

Market Filters - General

Market Type Filter

Exclude: HALF_TIME, HALF_TIME_FULL_TIME, HALF_TIME_SCORE, NEXT_GOAL, OVER_UNDER_05, OVER_UNDER_15, OVER_UNDER_25 | Include: MATCH_ODDS

Country Filter

Exclude: | Include:

Competition Filter

Exclude: | Include:

Venue Filter

Exclude: | Include:

Market Filters - Horse Racing (GB and IE only)

Selection Filters - Horse Racing (GB and IE only)

<input checked="" type="checkbox"/>	Event Type	Ctry	Time	Competition	Venue	Event	Market Name	BSP	InPlay	Market Type	RaceType 1	RaceType 2	Furlongs
<input checked="" type="checkbox"/>	Soccer	BY	15/04/2020 14:00	Belarusian Reserves		Energetik - BGU Minsk (Res) v Gorodeya (Res)	Match Odds		Yes	MATCH_ODDS			
<input checked="" type="checkbox"/>	Soccer	NI	15/04/2020 23:00	Nicaraguan Primera Division		CD Walter Ferreti v Deportivo Las Sabanas FC	Match Odds		Yes	MATCH_ODDS			

Run Filters Found 2 Markets **Install Ticked Markets** **Run Filters and Install Markets** **Reset Filters** **Save Filters** **Load Filters** **Cancel**

General Filters

- **Sport** – Select which sport you want to load the market for. The following Sports are supported: Basketball, Cricket, Football, Golf, Horse Racing, Greyhounds, Ice Hockey and Tennis.
- **Markets Turning In-Play** – Select whether or not you require markets that will be turned in-play.
- **BSP Markets** – Select whether or not you require markets that support BSP (Betfair starting price).
- **Markets Starting In Next** – Specify a time range in hours for the required market start time. Note that the values can be negative allowing loading of markets that have already started if required.

#**Horse Racing** – This filter is applicable only to horse racing markets taking place in GB or Ireland. you can filter the markets by race distance in furlongs (1 mile = 8 furlongs). If no distance filtering is required then set the range as 1 to 99 furlongs.

The screenshot shows the 'General Filters' section with the following settings:

- Sport:** Horse Racing (dropdown menu)
- Markets Turning In-Play:** Any (dropdown menu)
- BSP Markets:** Any (dropdown menu)
- Markets Starting In Next:** 0 To 24 Hrs (range selector)
- Markets Starting Today:** ☐ (checkbox)

Below this is the 'Horse Racing - GB and Ireland Only' section with:

- Race Distance (Furlongs):** 1 To 99 (range selector with a help icon)

Tick markets starting today for just the days races

This screenshot is identical to the previous one, but with the 'Markets Starting Today' checkbox checked and circled in red. The 'Horse Racing - GB and Ireland Only' section remains the same.

Market Type, Country, Competition and Venue Filters

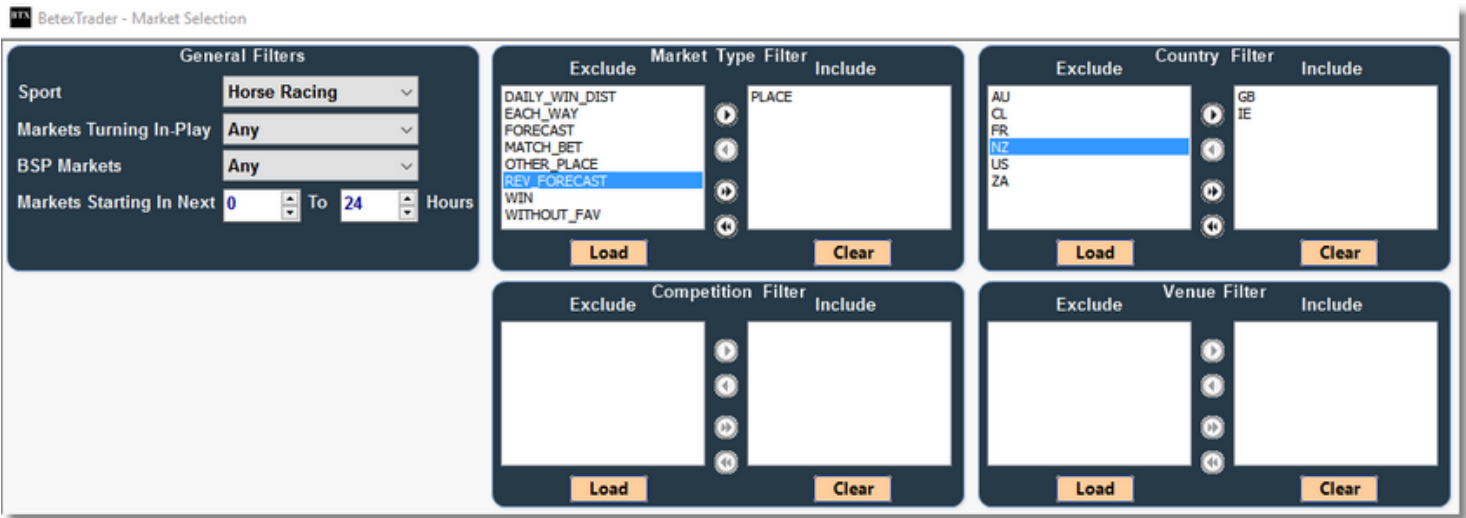
These 4 optional filters all function in the same way.

Note that the Market Type, Competition and Venue filters are only available with BTX Ultimate.

If the filter is Clear (empty) then no market-filtering of that information type will be applied.

Clicking the 'Load' button will populate the filter. Initially all items will be listed on the 'Exclude' side of the filter. In order to include an item for market selection you need to move the required filter item(s) to the 'Include' side. This can be done in one of two ways: either by using the buttons in the centre of the filter panel, or by double-clicking a filter item.

With BTX Ultimate the Market Type Filter is automatically loaded when you select a different Sport (see General Filters). With BTX Pro the Country filter is auto-loaded.



With BTX Ultimate all market types are available.



With BTX Pro only the following market types are supported:

Sport	Market Type
Basketball	MONEY_LINE, MATCH_ODDS
Cricket	MATCH_ODDS
Football	MATCH_ODDS

Golf	WINNER
Greyhound Racing	WIN
Horse Racing	WIN
Ice Hockey	MONEY_LINE, MATCH_ODDS
Tennis	MATCH_ODDS

Football example

BETBetexTrader - Market Selection

General Filters

Sport

Football

Markets Turning In-Play

Any

BSP Markets

Any

Markets Starting In Next

0

To

24

Hours

Country Filter

Exclude

EC

EE

ES

FI

FR

GI

GT

HN

Include

GB

Load

Clear

Market Filters - Horse Racing

Ultimate Only

These filters are only available for horse racing markets taking place in GB or Ireland. The BTX will examine the Betfair market names and identify 2 categories of race type

Market Filters - General

Exclude

Market Type Filter

Include

PLACE

WIN

Load

Clear

Exclude

Country Filter

Include

Load

Clear

Exclude

Competition Filter

Include

Load

Clear

Exclude

Venue Filter

Include

Load

Clear

Market Filters - Horse Racing (GB and IE only)

Selection Filters - Horse Racing (GB and IE only)

RaceType1

This is the top level category and each race will be one, and only one, of the following:

- Flat
- Chase
- Hurdle
- NHF

If this filter is loaded then only horse races with a RaceType1 category that is on the 'Include' list will be installed by the BTX.

Market Filters - Horse Racing (GB and IE only)

Exclude

RaceType 1 Filter

Include

Flat
Unknown

Load

Clear

Available RaceType2

RaceType 2 Filter

Include

Load

Clear

RaceType2

This is the second level category and each horse race can have 1 or more of the following types:

None
 Amateur
 Apprentice
 Arabian
 Auction
 Beginner
 Claiming
 Conditional
 Group
 Handicap
 Hunter
 Juvenile
 Ladies
 Listed
 Maiden
 Novice
 Nursery
 Selling
 Stakes

If this filter is loaded then only horse races **with at least 1** RaceType2 category that is on the 'Include' list will be installed by the BTX.

Note that if the Include list is empty then no RaceType2 filtering will be applied.

Selection Filters - Horse Racing (GB and IE only)

Trainer Filter

Available Trainers

Load

Include

Clear

Jockey Filter

Available Jockeys

Load

Include

Clear

Trainer / Jockey Filter

Available Trainer/Jockeys

Load

Include

Clear

Automatically Tick Matching Selections on Main Screen

Selection Filters - Horse Racing

Ultimate Version Only

These filters are only available for horse racing markets taking place in GB or Ireland. Trainer and Jockey name filters are applicable to the Market Selections (Runners), therefore since each market will have more than 1 Selection, it will have multiple Trainer and Jockey names.

Trainer Filter

When loaded the Available Trainers list will contain all Trainer names associated with the GB and IE horse racing markets that satisfy the other filters on the Market Selection screen. Only those markets that have at least 1 Trainer name on the filter 'Include' list will be installed by the BTX. If the Include list is empty then no Trainer name filtering will be applied.

Jockey Filter

When loaded the Available Jockeys list will contain all Jockey names associated with the GB and IE horse racing markets that satisfy the other filters on the Market Selection screen. Only those markets that have at least 1 Jockey name on the filter 'Include' list will be installed by the BTX. If the Include list is empty then no Jockey name filtering will be applied.

Trainer/Jockey Filter

When loaded the Available Trainer/Jockey list will contain all Trainer and Jockey name pairings associated with the GB and IE horse racing markets that satisfy the other filters on the Market Selection screen. Only those markets that have at least 1 Trainer/Jockey name pairing on the filter 'Include' list will be installed by the BTX. If the Include list is empty then no Trainer/Jockey name filtering will be applied.

Automatically Tick Matching Selections

If any Trainer and/or Jockey name filtering has been applied, you can optionally have the matching selections ticked on the main screen Selections list. This enables him to then attach a bet plan to these markets which is to be applied only to ticked Selections. This makes it possible to have bet plans for specific Trainers, Jockeys or Trainer/Jockey combinations.

Selection Filters - Horse Racing (GB and IE only)

Trainer Filter

Available Trainers | Include

Load | Clear

Jockey Filter

Available Jockeys | Include

Load | Clear

Trainer / Jockey Filter

Available Trainer/Jockeys | Include

Load | Clear

Automatically Tick Matching Selections on Main Screen ☐

Market selection Controls

The market selection controls are located at the bottom of the Market selection screen.

- Run Filters** – Click this button to apply the filters and display a list of markets that match the filter criteria.
- Insert Ticked Markets** – When this button is clicked, all markets that have been ticked on the market result list will be loaded onto the main BTX trading screen.
- Run Filters and Insert Markets** – This button combines the functions of the above two buttons. When clicked the filters will be applied and all markets that are returned will be automatically loaded onto the main BTX trading screen.
- Reset Filters** – This button will reset all filters to a default configuration which is Horse Racing markets for the next 24 hours on the UK exchange.
- Save Filters and Load Filters** – These buttons enable you to store and retrieve a particular configuration of filters to and from file. This is useful if you want to load the same markets on a regular basis.

General Filters

Sport: Horse Racing (dropdown)
Markets Turning In-Play: Any (dropdown)
BSP Markets: Any (dropdown)
Markets Starting In Next: 0 To 24 Hours

Market Type Filter

Exclude: DAILY_WIN_DIST, EACH_WAY, FORECAST, MATCH_BET, OTHER_PLACE, REV FORECAST, WIN, WITHOUT_FAV
Include: PLACE
Buttons: Load, Clear

Country Filter

Exclude: AU, CL, FR, INZ, US, ZA
Include: GB, IE
Buttons: Load, Clear

Competition Filter

Exclude: (empty)
Include: (empty)
Buttons: Load, Clear

Venue Filter

Exclude: (empty)
Include: (empty)
Buttons: Load, Clear

Event Type	Ctry	Time	Competition	Venue	Event	Market Name	BSP	InPlay	Market Type
✓ Horse Racing	GB	21/09/2016 14:00		Goodwood	Good 21st Sep	To Be Placed	Yes	Yes	PLACE
✓ Horse Racing	GB	21/09/2016 14:10		Redcar	Redc 21st Sep	To Be Placed	Yes	Yes	PLACE
✓ Horse Racing	GB	21/09/2016 14:20		Perth	Perth 21st Sep	To Be Placed	Yes	Yes	PLACE
✓ Horse Racing	IE	21/09/2016 14:30		Naas	Naas 21st Sep	To Be Placed	Yes	Yes	PLACE
✓ Horse Racing	GB	21/09/2016 14:35		Goodwood	Good 21st Sep	To Be Placed	Yes	Yes	PLACE
✓ Horse Racing	GB	21/09/2016 14:45		Redcar	Redc 21st Sep	To Be Placed	Yes	Yes	PLACE
✓ Horse Racing	GB	21/09/2016 14:55		Perth	Perth 21st Sep	To Be Placed	Yes	Yes	PLACE
✓ Horse Racing	IE	21/09/2016 15:05		Naas	Naas 21st Sep	To Be Placed	Yes	Yes	PLACE
✓ Horse Racing	GB	21/09/2016 15:10		Goodwood	Good 21st Sep	To Be Placed	Yes	Yes	PLACE
✓ Horse Racing	GB	21/09/2016 15:20		Redcar	Redc 21st Sep	To Be Placed	Yes	Yes	PLACE
✓ Horse Racing	GB	21/09/2016 15:30		Perth	Perth 21st Sep	To Be Placed	Yes	Yes	PLACE
✓ Horse Racing	IE	21/09/2016 15:40		Naas	Naas 21st Sep	To Be Placed	Yes	Yes	PLACE
✓ Horse Racing	GB	21/09/2016 15:45		Goodwood	Good 21st Sep	To Be Placed	Yes	Yes	PLACE
✓ Horse Racing	GB	21/09/2016 15:55		Redcar	Redc 21st Sep	To Be Placed	Yes	Yes	PLACE
✓ Horse Racing	GB	21/09/2016 16:05		Perth	Perth 21st Sep	To Be Placed	Yes	Yes	PLACE
✓ Horse Racing	IE	21/09/2016 16:15		Naas	Naas 21st Sep	To Be Placed	Yes	Yes	PLACE
✓ Horse Racing	GB	21/09/2016 16:20		Goodwood	Good 21st Sep	To Be Placed	Yes	Yes	PLACE

Found: 37 Markets

Buttons: Run Filters, Insert Ticked Markets, Run Filters and Insert Markets, Reset Filters, Save Filters, Load Filters

Markets List

Markets that satisfy the Market Selection filters (see previous section) will be loaded onto the main trading screen with the following columns:

Markets:												Get Markets
<input checked="" type="checkbox"/>	Date/Time	Country/Venue	Race/Market	No	FLPM	FBSP	Traded	Status	InPlay	Plan	Ticked Sel	Tools
<input checked="" type="checkbox"/>	10/01/2022 17:30	IE Dundalk	1m2f Mdn To Win	12	1.01	3.250	395085	CLOSED (WEIGHED IN)				
<input checked="" type="checkbox"/>	10/01/2022 17:45	GB Wolverhampton	1m Hcap To Win	5	1.01	2.174	649476	CLOSED (WEIGHED IN)				
<input checked="" type="checkbox"/>	10/01/2022 18:00	IE Dundalk	2m Hcap To Win	10	1.01	3.350	403525	CLOSED (RESULT)				
<input checked="" type="checkbox"/>	10/01/2022 18:15	GB Wolverhampton	1m4f Nov Stks To Win	7	1.27		164412	OPEN				
<input checked="" type="checkbox"/>	10/01/2022 18:30	IE Dundalk	1m Mdn To Win	14	5.40		19815	OPEN				
<input checked="" type="checkbox"/>	10/01/2022 18:45	GB Wolverhampton	6f Hcap To Win	7	3.85		43708	OPEN				
<input checked="" type="checkbox"/>	10/01/2022 19:00	IE Dundalk	1m Stks To Win	8	2.20		46895	OPEN				

- Date/Time:** The scheduled start time of the market as provided by Betfair. Note that the date and time will reflect your local timezone settings so you will see the correct time for your location. The BTX obtains the local timezone information from your's PC settings.
- Country/Venue or Country/Competition:** The 2 character code for the country in which the market will be taking place and either the Venue or Competition name. Venue is only applicable to horse racing markets.
- Event/Market or Race/Market:** The Betfair names of the event and market. In the case of horse racing the race name and market name is displayed.
- No:** The number of active selections in the market (excludes any non-runners).
- FLPM:** The last price matched (LPM) of the current favourite selection in the market (i.e. the selection with the lowest LPM). This value will be continuously updated during both the pre-event and in-play periods of the market.
- FBSP:** The Betfair Starting Price (BSP) of the favourite selection in the market. Betfair calculate their starting price for each selection in the market and publish this information just after the market is turned in-play. The value in this column will be the lowest BSP in the market. This column will therefore be blank during the pre-event period. Note that Betfair do not support BSP for all markets in which case these will be denoted by "N/A" in this column.
- Traded:** The total volume that has been traded on the market in the currency of your account.
- Status:** The current Betfair market status.
- InPlay:** Will display the text "In-Play" with a green background when the market has been turned in-play. If the market will not be turned in-play then it will display "N/A".
- Plan:** Will display a clipboard symbol if this market has a betting plan attached to it. . If the name of the bet plan is known then this will be displayed if you hover the mouse cursor over the clipboard. Clicking on the clipboard icon will display a popup summary display of the bet plan. This column will have a yellow background if the BTX is currently in Simulated betting mode.
- Ticked Sel:** Indicates which Markets have at least one Selection ticked.

Selections List

When the Markets list is loaded the BTX will start a background process that will retrieve the Selections information for each Market, including the jockey silks if applicable. The Selections for the currently selected Market (highlighted in orange in the Markets List) are displayed in the Selection List area. A different Market can be viewed by clicking on it in the Markets List. The Selections list is loaded with the following columns:

Selections: (GB 12/03/2015 13:30 Cheltenham - To Be Placed)							
	Name	Back	Lay	LPM	P&L If Wins/Loses	Tools	
	Vautour (1st fav)	1.33 458	1.34 108	1.34	0.00 0.00		
	Ptit Zig (2nd fav)	1.89 21	1.90 231	1.88	0.00 0.00		
	Valseur Lido (3rd fav)	1.96 777	1.97 226	1.96	0.00 0.00		
	Apache Stronghold	2.42 729	2.46 239	2.42	0.00 0.00		
	Irish Saint	3.35 118	3.45 5	3.40	0.00 0.00		
	Splash Of Ginge	4.80 44	4.90 103	4.80	0.00 0.00		
	Colour Squadron	5.00 435	5.20 80	5.10	0.00 0.00		
	Tango De Juilley	9.60 28	10.00 103	9.80	0.00 0.00		
	The Tullow Tank	NR	NR	NR			

•**Name (and BSP):** The name of the Selection. The 1st, 2nd and 3rd favourites in the market are indicated in smaller text below the selection names. The favourite is the selection that has the lowest last price matched (LPM) during the pre-event period. Long selection names may be abbreviated to accommodate the 'favourite' text, but you can hover the mouse cursor over the selection name to display it in full along with the Betfair Starting Price (BSP) for the selection if available.

•**Back:** The current available Betfair market Back price. Will display "NR" if the selection is a non-runner.

•**Lay:** The current available Betfair market Lay price. Will display "NR" if the selection is a non-runner.

•**LPM:** The last price matched on Betfair. Will display "NR" if the selection is a non-runner.

•**Win Mkt:** This column is only displayed for horse racing PLACE markets if the bet plan option to refer to the prices in the corresponding WIN market has been selected. This column will contain either the Back, Lay or LPM price (depending on the bet plan option selected) of the same Selection in the WIN market.

•**P&L:** Your current profit and loss position on each Selection. In Simulated Betting mode this is displayed with a yellow background. Note that in real betting mode this will also include any 'external' P&L, i.e. from bets placed outside of the BTX session being viewed. Note also that in the case of markets where there is more than one winner (for example horse racing PLACE market), this column will display 2 values, the first is the P&L result if the selection wins and the second of it loses.

•**Tools:** Displays a button that you can click to obtain a popup menu of options available for the Selections list. This popup menu can also be displayed by right-clicking a row in the Selections list

•**Manual Trading Interface:** If this has been enabled in Settings then additional columns will be displayed that support manual betting, see section [Manual Trading Interface](#).

Horse Race Status

If the market is a horse racing market that is taking place in countries GB or IE then the Selections screen heading will also include the race status as reported by Betfair.

The following possible values will be displayed:

DELAYED	The start of the race has been delayed
PARADING	The horses are in the parade ring
GOING DOWN	The horses are going down to the starting post
GOING BEHIND	The horses are going behind the stalls
AT THE POST	The horses are at the post
OFF	The race has started
FINISHED	The race has finished
FALSE START	There has been a false start
PHOTOGRAPH	The result of the race is subject to a photo finish
RESULT	The result of the race has been announced
WEIGHED IN	The jockeys have weighed in
RACE VOID	The race has been declared void
NO RACE	The race has been declared a no race
MEETING ABANDONED	The meeting has been abandoned
RERUN	The race will be rerun
ABANDONED	The race has been abandoned

Markets:

Get Markets

	Date/Time	Country/Venue	Race/Market	No	FLPM	FBSP	Traded	Status	InPlay	Plan	Tools
	22/10/2017 15:15	GB Kempton	2m Listed Hrd To Win	5	1.73		509592	OPEN (AT THE POST)			
	22/10/2017 15:30	IE Leopardstown	7f Grp3 To Win	7	2.50		79343	OPEN			
	22/10/2017 15:40	GB Southwell	6f Hcap To Win	12	5.20		29826	OPEN			

Selections: (GB 22/10/2017 15:15 Kempton - To Win) Status: AT THE POST

		Name	Back	Lay	LPM	P&L	Tools
		Amour De Nuit (1st fav)	1.73 381	1.74 130	1.73	0.00	
		Listen To The Ma..	3.45 106	3.50 241	3.45	0.00	
		New Agenda (3rd fav)	9.40 45	9.60 44	9.40	0.00	
		Cockney Wren	55.00 83	60.00 5	60.00	0.00	
		Saxo Jack	55.00 71	60.00 28	55.00	0.00	
		Stuccodor	NR	NR	NR		

Auto-Scroll Feature

When the Markets List has been loaded, the Auto Scroll tick box will be displayed in the top left corner of the main screen.

If this is ticked by you then the market that is displayed will be automatically progressed by the BTX.

As each market finishes then the next one that is due to start will be selected.

Priority is given to markets that have a bet plan attached and these will be displayed in preference to markets that have no bet plan.

This feature is intended for users who want to keep an eye on the BTX running on a separate screen say, but not have to keep clicking on the market list to select the next one to view.

The feature can be deactivated by unticking the Auto Scroll box or by manually selecting a specific row on the Markets List.

Settings Calculator Logout Help About										
Auto Scroll <input checked="" type="checkbox"/>		Stop Trading								
Markets:										Get Markets
<input checked="" type="checkbox"/>	Date/Time	Country/Venue	Race/Market	No	FLPM	FBSP	Traded	Status	InPlay	Plan
<input checked="" type="checkbox"/>	09/09/2014 14:10	GB Worcester	2m Hcap Chs To Be Placed (2)	6	1.57		4059	OPEN		
<input checked="" type="checkbox"/>	09/09/2014 14:20	GB Leicester	7f Mdn To Be Placed (3)	9	1.11		5896	OPEN		
<input checked="" type="checkbox"/>	09/09/2014 14:30	GB Redcar	7f Nursery To Be Placed (3)	14	1.94		4213	OPEN		
<input checked="" type="checkbox"/>	09/09/2014 14:40	GB Worcester	2m7f Hcap Chs To Be Placed (2)	7	1.83		956	OPEN		
<input checked="" type="checkbox"/>	09/09/2014 14:50	GB Leicester	7f Mdn To Be Placed (3)	11	1.25		5311	OPEN		
<input checked="" type="checkbox"/>	09/09/2014 15:00	GB Redcar	5f Mdn To Be Placed (3)	13	1.79		3244	OPEN		
<input checked="" type="checkbox"/>	09/09/2014 15:10	GB Worcester	2m4f Nov Hcap Chs To Be Placed (2)	5	2.24		1539	OPEN		

Forced Updates

When you left-click on a row in the Markets List then this will also force an update of the prices and bets displayed for that market.

This is a requirement for Betfair vendor certification.

Markets:

<input checked="" type="checkbox"/>	Date/Time	Country/Venue	Race/Market	No	FLPM	FBSP	Traded	Status	InPlay	Plan
<input checked="" type="checkbox"/>	09/09/2014 14:10	GB Worcester	2m Hcap Chs To Be Placed (2)	6	1.56		4113	OPEN		
<input checked="" type="checkbox"/>	09/09/2014 14:20	GB Leicester	7f Mdn To Be Placed (3)	9	1.11		5945	OPEN		
<input checked="" type="checkbox"/>	09/09/2014 14:30	GB Redcar	7f Nursery To Be Placed (3)	14	1.94		4376	OPEN		
<input checked="" type="checkbox"/>	09/09/2014 14:40	GB Worcester	2m7f Hcap Chs To Be Placed (2)	7	1.84		970	OPEN		
<input checked="" type="checkbox"/>	09/09/2014 14:50	GB Leicester	7f Mdn To Be Placed (3)	11	1.26		5327	OPEN		

Selections: (GB 09/09/2014 14:20 Leicester - To Be Placed)

<input type="checkbox"/>		Name	Back	Lay	LPM	P&L If Wins/Loses
<input type="checkbox"/>		Outlaw Country (1st fav)	1.11 18	1.12 42	1.11	0.00 0.00
<input type="checkbox"/>		Alnashama (2nd fav)	1.73 4	1.76 10	1.77	0.00 0.00
<input type="checkbox"/>		Manolito	2.34 13	2.44 16	2.34	0.00 0.00
<input type="checkbox"/>		Kisumu (3rd fav)	2.30 25	2.36 21	2.32	0.00 0.00
<input type="checkbox"/>		Master Choice	3.55 4	3.85 2	3.45	0.00 0.00
<input type="checkbox"/>		The Olympus Man	4.00 13	4.90 131	4.40	0.00 0.00
<input type="checkbox"/>		Basoco	10.00 0.9	46.00 2	10.00	0.00 0.00
<input type="checkbox"/>		Little Riggs	10.50 2	12.50 52	12.50	0.00 0.00
<input type="checkbox"/>		Prayer Time	55.00 7	75.00 2	75.00	0.00 0.00
<input type="checkbox"/>		Champagne Bob	NR	NR	NR	
<input type="checkbox"/>		Arabian Ruler	NR	NR	NR	

Betting Plan

Strategy
Straight Lay, No Stop

Selections
Any Selection

Bets
Bet1 Lay 10.00

Bet 1 Conditions
Period In-Play
5 secs after
LPM Price Between 1.
Min Active Selections
Max Active Selections
Min Winners
Max Winners
Max Non-Runners
Max Bet 1's
Favourite BSP Range
Selection BSP Range
There are between 1 a

Stop Loss Conditio

New Bet Plan Tab

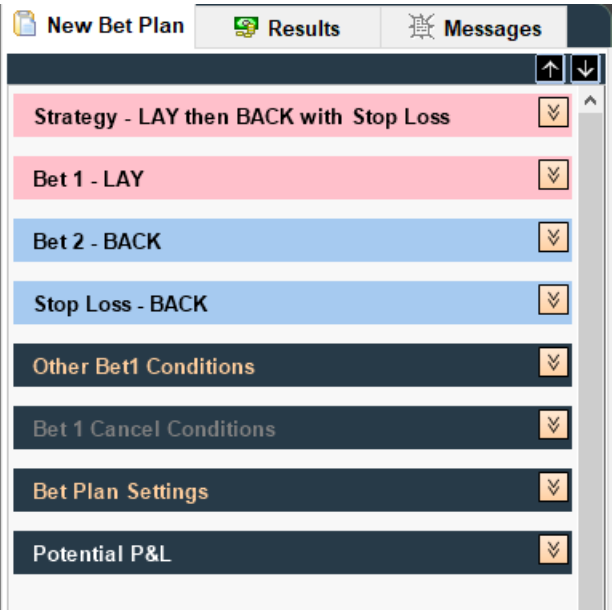
This area is where you setup a betting plan that you want to attach to one or more markets in the market list.

The area is organized into a set of expandable/collapsible sections. Each section has a button on the right-hand side of the header to expand/collapse the section.

Alternatively, you can also double-click on the section header. At the top of the New Bet Plan tab there are 2 buttons that enable you to expand/collapse all sections.

In general (with the exception of the top 4 sections) the section header text is displayed in orange if it contains active (used) settings.

Similarly on each section panel, a setting is highlighted in orange if it is active.



New Bet Plan
Results
Messages

Strategy - LAY then BACK with Stop Loss

BTX Strategy
Lay Then Back

With Stop Loss Bet
☒

Selection(s)
Favourite(s)

1st

Bet 1 - LAY

Stake Type
Fixed Stake

Stake Value
5.00

Price Type
Take Available Price

Price Offset Ticks
0

Keep Bet
☒

Bet 1 Trigger Settings:

Bet Trigger Time Period
Anytime

Time Before Start
☒ 00:01:00 hh:mm:ss

Trigger Price Type
Last Matched

Trigger Price Range
1.57 To 7.00

Bet 2 - BACK

Stake Type
Set For Profit %

Profit%
80.00

The following describes the content of each section.

Strategy

The betting plan supports 4 basic trading strategies, each of which can have an optional stop loss bet.

•**Back Then Lay** - Bet1 will be a back bet and Bet2 a lay bet. The BTX expects that Bet1 will be at a higher price than Bet2 in order to have the potential to make a profit and will not allow the plan to be attached to a market if this is not the case. If a Stop-Loss bet is included in the plan then this will be a lay bet which should be at a price that is higher than that of Bet1.

•**Lay Then Back** - Bet1 will be a lay bet and Bet2 a back bet. The BTX expects that Bet1 will be at a lower price than Bet2 in order to have the potential to make a profit and will not allow the plan to be attached to a market if this is not the case. If a Stop-Loss bet is included in the plan then this will be a back bet which should be at a price that is lower than that of Bet1.

•**Straight Back** - Bet1 will be a back bet. There is no Bet2. If a Stop-Loss bet is included in the plan then this will be a lay bet which should be at a price that is higher than that of Bet1.

•**Straight Lay** - Bet1 will be a lay bet. There is no Bet2. If a Stop-Loss bet is included in the plan then this will be a back bet which should be at a price that is lower than that of Bet1.

The screenshot shows the 'New Bet Plan' window with three tabs: 'New Bet Plan', 'Results', and 'Messages'. The 'New Bet Plan' tab is active, displaying a configuration for a 'LAY then BACK with Stop Loss' strategy. The strategy is expanded, showing 'Bet 1 - LAY' and 'Bet 2 - BACK'. Below these, the 'Stop Loss - BACK' section is expanded, showing 'Stake Type' set to 'Set For Loss %', 'Loss%' set to '55.00', and 'Place Bet With Offset Ticks' set to '4'. At the bottom, the 'Other Bet1 Conditions' section is expanded, showing 'General Conditions' with the following settings: 'Max No of Bet 1's' (checked, 1), 'Max No of Non-Runners' (unchecked), 'No of Market Winners...' (checked, 1 to 1), 'No of Active Selections' (checked), 'Range' (checked, 2 to 99), 'List' (unchecked), and 'Min Market Volume Tr...' (unchecked).

Simple back bet example.

Having selected a strategy you must select which Selections the plan is applicable to:

- Ticked Selection(s)** – The bet plan applies to all selections that have been ticked in the Selections list for the Market(s) that the plan is attached to. Note that Selections cannot be ticked/unticked while trading is in progress.
- Any Selection** – The bet plan applies to any selection in the market that satisfies the required conditions for betting.
- Favourite(s) – #** The bet plan applies to any mix (singular or multiple) of the top 10 favourite selections. The Favourite being identified by the lowest last price matched. On the Selections list the first 3 favourites are always identified. If the market has a bet plan attached that has the Favourites option and has any of the favourites from 4th to 10th ticked, then these will also be identified (only those included on the bet plan). During the pre-event period the favourite(s) may change as the market moves. You should be aware that this could result with betting on more than one 1st favourite say, but you can control this via the Max No of Bet 1's setting. When the market turns in-play the last set of pre-event favourites are frozen and will not change as the market progresses. So betting on the favourite during in-play applies to the selection that was favourite at the end of the pre-event period according to the last prices matched.

Depending on the chosen strategy you is required to specify values and settings for up to 3 separate bets, Bet 1, Bet 2 & Stop Loss. Bet 1 is the only mandatory bet, bet 2 and stop loss are optional.

Bet 1

There will always be at least one bet in the plan so this bet will always be required. The stake and price values are specified by you in the Bet1 section.

There are various options available for the stake and price depending on the BTX edition being used.

Bet 1 Stake Type

For BACK bets there are 2 options for the stake type:

- Fixed Stake** – choose a specific stake amount in in your account currency.

Bet 1 - BACK

Stake Type

Fixed Stake

Stake Value

10.00

Price Type

Fixed Price

Price

1.90

Keep Bet

☒

Bet 1 Trigger Settings:

Bet Trigger Time Period

Anytime

Time Before Start

☒ 00:20:00

hh:mm:ss

Trigger Price Type

Available Price

Trigger Price Range

1.01

To

2.00

- % Of Account Balance** – *Available with BTX Ultimate*. Enter a percentage value. The stake amount will be this percentage of the your available to bet account balance.
The time at which the account balance is obtained is dependent upon when the bet is placed.
If pre-event, the account balance is obtained at the time the bet is placed. If in-play, the account balance is obtained when the market has been turned in-play.

Bet 1 - BACK

Stake Type

% of Betfair Account Balance

Account %

5.00

Price Type

Fixed Price

Price

1.90

Keep Bet

☒

Bet 1 Trigger Settings:

Bet Trigger Time Period

Anytime

Time Before Start

☒ 00:20:00

hh:mm:ss

Trigger Price Type

Available Price

Trigger Price Range

1.01

To

2.00

- % Of Virtual Account Balance** – *Available with BTX Ultimate*. Enter a percentage value. The stake amount will be this percentage of the current virtual account balance.
The starting value of the virtual account is set on the Settings screen [Settings – Trading Options](#).
The current value of the virtual account is displayed on the Results tab [Account Balance Display](#) .

Bet 1 - BACK

Stake Type

% of Virtual Account Balance

Account %

5.00

Price Type

Fixed Price

Price

1.90

Keep Bet

☒

Bet 1 Trigger Settings:

Bet Trigger Time Period

Anytime

Time Before Start

☒ 00:20:00 hh:mm:ss

Trigger Price Type

Available Price

Trigger Price Range

1.01 To 2.00

Betx

BetxTrader Settings

—

□

×

Trading Controls

Betfair

Display

Messages

Sounds

Manual Trading

Betting Mode:

Real Money

Simulated

The following controls apply to Bet Plan trading :

Stop At Profit >= 10000.00

Stop At Loss >= 10000.00

Max Bet Liability 2000.00

Virtual Account Start Balance 1000.00

Retain Closing Balance For Next Session: ☒

Ok

For LAY bets there are 3 options for the stake type:

- Fixed Stake** – Enter a specific stake amount in your account currency. With Lay bets the amount risked will be dependent upon the price at which the bet is matched.

Bet 1 - BACK

Stake Type	Fixed Stake		
Stake Value	10.00		
Price Type	Fixed Price		
Price	1.90		
Keep Bet	<input checked="" type="checkbox"/>		
Bet 1 Trigger Settings:			
Bet Trigger Time Period	Anytime		
Time Before Start	<input checked="" type="checkbox"/>	00:20:00	hh:mm:ss
Trigger Price Type	Available Price		
Trigger Price Range	1.01	To	2.00

•**Fixed Liability** – Available with *BTX Ultimate*. You enter a specific liability amount in his account currency. This will be the amount risked by you whatever the price the bet is matched at.

Bet 1 - LAY

Stake Type	Fixed Liability		
Liability	5.00		
Price Type	Fixed Price		
Price	1.90		
Keep Bet	<input checked="" type="checkbox"/>		
Bet 1 Trigger Settings:			
Bet Trigger Time Period	Anytime		
Time Before Start	<input checked="" type="checkbox"/>	00:20:00	hh:mm:ss
Trigger Price Type	Available Price		
Trigger Price Range	1.01	To	2.00

•**Liability As % Of Account Balance** – Available with *BTX Ultimate*. You enter a percentage value. The liability amount will be this percentage of your available to bet account balance. The time at which the account balance is obtained is dependent upon when the bet is placed. If pre-event, the account balance is obtained at the time the bet is placed. If in-play, the account balance is obtained when the market has been turned in-play.

Bet 1 - LAY
⬆

Stake Type	Liability as % of Betfair Account Balanc ▼		
Liability %	5.00 ⬆ ⬇ ⬇ ⬇ ⬆ ⬆ ⬆ ⬆ ⬆ ⬆		
Price Type	Fixed Price ▼		
Price	1.90 ▼		
Keep Bet	<input checked="" type="checkbox"/>		
Bet 1 Trigger Settings:			
Bet Trigger Time Period	Anytime ▼		
Time Before Start	<input checked="" type="checkbox"/>	00:20:00 ⬆ ⬇ ⬇ ⬆ ⬆ ⬆ ⬆ ⬆ ⬆	hh:mm:ss
Trigger Price Type	Available Price ▼		
Trigger Price Range	1.01 ▼	To	2.00 ▼

•**Liability As % Of Virtual Account Balance** – *Available with BTX Ultimate.* You enter a percentage value. The liability amount will be this percentage of the current virtual account balance. The starting value of the virtual account is set on the Settings screen [Settings – Trading Options](#). The current value of the virtual account is displayed on the Results page [Account Balance Display](#).

Bet 1 - LAY
⬆

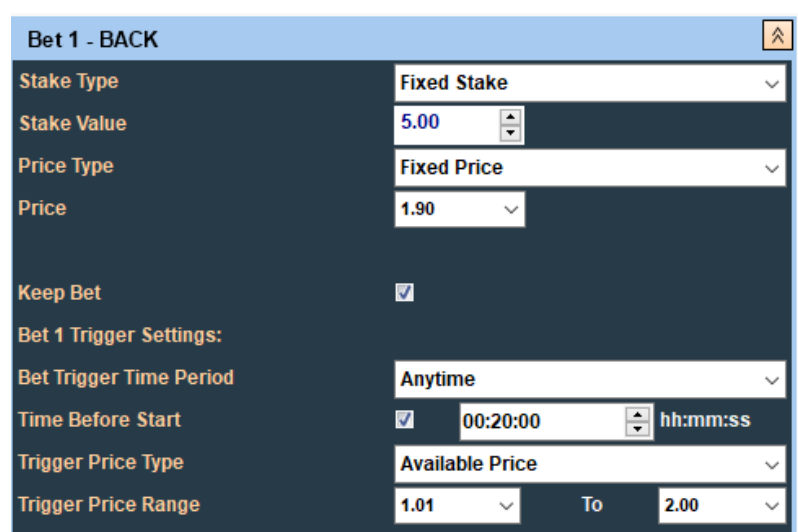
Stake Type	Liability as % of Virtual Account Balanc ▼		
Liability %	5.00 ⬆ ⬇ ⬇ ⬆ ⬆ ⬆ ⬆ ⬆ ⬆		
Price Type	Fixed Price ▼		
Price	1.90 ▼		
Keep Bet	<input checked="" type="checkbox"/>		
Bet 1 Trigger Settings:			
Bet Trigger Time Period	Anytime ▼		
Time Before Start	<input checked="" type="checkbox"/>	00:20:00 ⬆ ⬇ ⬇ ⬆ ⬆ ⬆ ⬆ ⬆ ⬆	hh:mm:ss
Trigger Price Type	Available Price ▼		
Trigger Price Range	1.01 ▼	To	2.00 ▼

Trading Controls	Betfair	Display	Messages	Sounds	Manual Trading
<p>Betting Mode:</p> <div> <div>Real Money</div> <div>Simulated</div> </div>					
<p>The following controls apply to Bet Plan trading :</p> <div> <div> <div>Stop At Profit >=</div> <div>10000.00</div> </div> <div> <div>Stop At Loss >=</div> <div>10000.00</div> </div> <div> <div>Max Bet Liability</div> <div>2000.00</div> </div> </div>					
<div> <div>Virtual Account Start Balance</div> <div>1000.00</div> </div> <div> <div>Retain Closing Balance For Next Session:</div> <div><input checked="" type="checkbox"/></div> </div>					
<div>Ok</div>					

Bet 1 Price Type

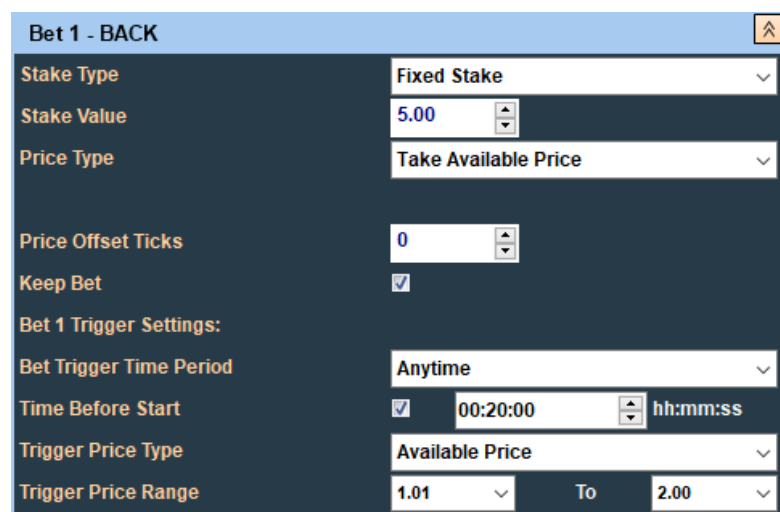
There are 3 options available for the price type:

- **Fixed Price** – Enter a specific price value from the drop-down list of valid Betfair prices.



The screenshot shows the 'Bet 1 - BACK' form. The 'Stake Type' is set to 'Fixed Stake' and the 'Stake Value' is 5.00. The 'Price Type' is set to 'Fixed Price' and the 'Price' is 1.90. The 'Keep Bet' checkbox is checked. Under 'Bet 1 Trigger Settings', the 'Bet Trigger Time Period' is 'Anytime', 'Time Before Start' is checked with a value of 00:20:00, the 'Trigger Price Type' is 'Available Price', and the 'Trigger Price Range' is from 1.01 to 2.00.

- **Take Available Price** – This options instructs the BTX to place the bet at whatever price is currently available (Back or Lay as appropriate) at the time when the Bet 1 trigger conditions are satisfied. Note that you can limit the range of acceptable prices on the Bet 1 trigger conditions section. With *BTX Ultimate* there is an additional option to place Bet1 at the available price plus a specified number of offset price ticks. The offset ticks can be in the direction of either a better or worse price (i.e. for a Back bet a better price would be higher but for a Lay bet it would be lower).



The screenshot shows the 'Bet 1 - BACK' form. The 'Stake Type' is set to 'Fixed Stake' and the 'Stake Value' is 5.00. The 'Price Type' is set to 'Take Available Price'. The 'Price Offset Ticks' is set to 0. The 'Keep Bet' checkbox is checked. Under 'Bet 1 Trigger Settings', the 'Bet Trigger Time Period' is 'Anytime', 'Time Before Start' is checked with a value of 00:20:00, the 'Trigger Price Type' is 'Available Price', and the 'Trigger Price Range' is from 1.01 to 2.00.

[See this for explanation of Offset Ticks](#)

- **Betfair Starting Price (BSP)** – *Available with BTX Ultimate*. This option will place a starting price bet. The actual price matched will not be known until the market is turned in-play and Betfair have calculated the starting prices. BSP bets can only be placed pre-event and therefore the period trigger will be automatically set to Pre-Event if this option is selected. **You should note** that once a BSP bet has been placed it **cannot** be cancelled. You can however, specify a minimum Back price or a maximum Lay price. If the actual BSP does not satisfy this setting then Betfair will not match the bet and it will effectively be cancelled.

Bet 1 - BACK

Stake Type

Fixed Stake

Stake Value

5.00

Price Type

Betfair Starting Price (BSP)

Min BSP Price

1.90

Keep Bet

☒

Bet 1 Trigger Settings:

Bet Trigger Time Period

Pre-Event Only

Time Before Start

☒ 00:20:00 hh:mm:ss

Trigger Price Type

Available Price

Trigger Price Range

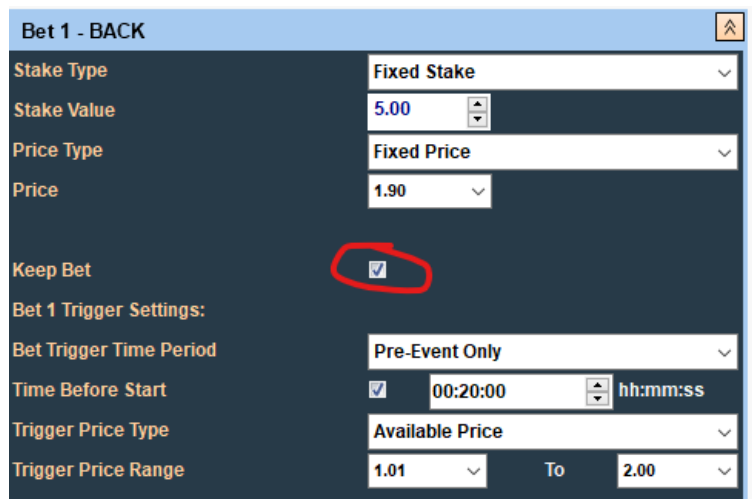
1.01 To 2.00

Bet 1 Keep Bet Option

When Bet 1 is placed you have the option to place it as a 'Keep' bet. If this option is ticked then this will have the following effects:

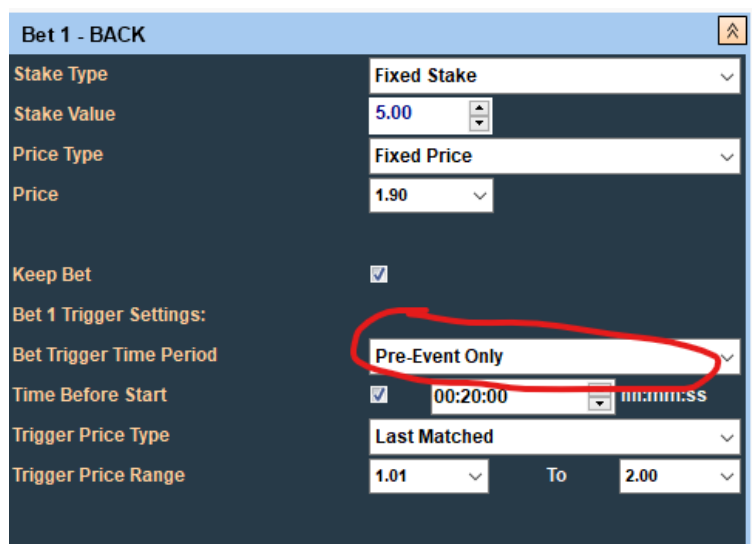
- Bets that are placed pre-event and are unmatched when the market is turned in-play will be retained for the in-play period (otherwise they will lapse and be automatically canceled by Betfair).

- For Football markets that are managed by Betfair, when a goal is scored (or other significant event occurs), any unmatched bets will be canceled by Betfair unless the 'Keep' option has been ticked.



The screenshot shows the 'Bet 1 - BACK' form. The 'Keep Bet' checkbox is checked and circled in red. Other settings include: Stake Type: Fixed Stake, Stake Value: 5.00, Price Type: Fixed Price, Price: 1.90, Bet 1 Trigger Settings: Pre-Event Only, Time Before Start: 00:20:00, Trigger Price Type: Available Price, and Trigger Price Range: 1.01 To 2.00.

- Pre-Event Only** – Unmatched Bet1's will be canceled when the market is turned in-play Unless Bet 1 Keep Bet is selected.



The screenshot shows the 'Bet 1 - BACK' form. The 'Pre-Event Only' option under 'Bet 1 Trigger Settings' is selected and circled in red. Other settings include: Stake Type: Fixed Stake, Stake Value: 5.00, Price Type: Fixed Price, Price: 1.90, Keep Bet: checked, Time Before Start: 00:20:00, Trigger Price Type: Last Matched, and Trigger Price Range: 1.01 To 2.00.

- In Play Only** - For Football markets that are managed by Betfair, when a goal is scored (or other significant event occurs), any unmatched bets will be canceled by Betfair unless the 'Keep' option has been ticked

Bet 1 - BACK

Stake Type

Fixed Stake

Stake Value

5.00

Price Type

Fixed Price

Price

1.90

Keep Bet

☒

Bet 1 Trigger Settings:

Bet Trigger Time Period

In-Play Only

Time After Start

☒

00:10:00

nn:mm:ss

Trigger Price Type

Last Matched

Trigger Price Range

1.01

To

2.00

•**Anytime** - Bet1's that are triggered pre-event and are unmatched when the market is turned in-play, will be canceled unless Bet 1 Keep Bet is selected.

Bet 1 - BACK

Stake Type

Fixed Stake

Stake Value

5.00

Price Type

Fixed Price

Price

1.90

Keep Bet

☒

Bet 1 Trigger Settings:

Bet Trigger Time Period

Anytime

Time Before Start

☒

00:10:00

hh:mm:ss

Trigger Price Type

Last Matched

Trigger Price Range

1.01

To

2.00

Bet 1 Trigger Conditions

Bet 1 will only be placed when the specified trigger conditions have been satisfied. These are set on the "Bet 1 Trigger Conditions" panel and consist of:

- The **Period** in which the bet is to be placed.

With the Pre-Event and Anytime options you can optionally specify a time period before the scheduled start time during which the bet can be placed. So for example if he specifies 30 minutes then the bet can only be placed from within 30 minutes before the market start time. If you have selected 'Take Available Price' then the price available at 30 minutes before the market start time will be used.

Bet 1 Trigger Settings:			
Bet Trigger Time Period	Pre-Event Only		
Time Before Start	<input checked="" type="checkbox"/>	00:10:00	hh:mm:ss
Trigger Price Type	Available Price		
Trigger Price Range	1.01	To	2.00

Bet 1 Trigger Settings:			
Bet Trigger Time Period	Anytime		
Time Before Start	<input checked="" type="checkbox"/>	00:10:00	hh:mm:ss
Trigger Price Type	Available Price		
Trigger Price Range	1.01	To	2.00

With the In-Play option you can optionally specify a time period after the market in-play time when the bet can be placed. So for example if you specify 20 seconds then the BTX will wait for 20 seconds after the market is turned in-play before attempting to place the bet. If you have ticked 'Take Available Price' then the price available at 20 seconds after the market has been turned in play will be used.

Bet 1 Trigger Settings:			
Bet Trigger Time Period	In-Play Only		
Time After Start	<input checked="" type="checkbox"/>	00:20:00	hh:mm:ss
Trigger Price Type	Available Price		
Trigger Price Range	1.01	To	1.80

Note: if you have selected Betfair Starting Price (BSP) for the Bet1 price type then the BTX will force the Period setting to Pre-Event.

Bet 1 - BACK

Stake Type	Fixed Stake		
Stake Value	5.00		
Price Type	Betfair Starting Price (BSP)		
Min BSP Price	1.80		
Keep Bet	<input checked="" type="checkbox"/>		
Bet 1 Trigger Settings:			
Bet Trigger Time Period	Pre-Event Only		
Time Before Start	<input checked="" type="checkbox"/>	00:20:00	hh:mm:ss
Trigger Price Type	Available Price		
Trigger Price Range	1.01	To	1.80

A **Price Trigger** condition. Here you can specify which price type and what range of price values will trigger the bet. The trigger price type can be:

Back - the current market Back price for the Selection.

Lay - the current market Lay price for the Selection.

Last Matched - the last price matched in the market for the Selection.

Available Price – the price that is currently available at the time when the Period condition is satisfied.

Bet 1 Trigger Settings:

Bet Trigger Time Period	Pre-Event Only		
Time Before Start	<input checked="" type="checkbox"/>	00:20:00	hh:mm:ss
Trigger Price Type	Last Matched		
Trigger Price Range	1.01	To	1.80

Having selected the price type you then specify the range of price values that you want to trigger the bet. To specify a particular exact price (i.e. not a range) you should set both the low and high values to that price.

If you do not care what the price is then you should set the low value to 1.01 and the high to 1000.00

Other Bet 1 Criteria

The bet plan section provides a further set of criteria that can be specified to control when Bet1 can be placed:

No of Active Selections Range (Number of runners etc) Bet1 will only be placed if the number of active selections in the market (i.e. excluding non-runners) is within the specified range. ie. Horse races with a min and max number of runners. Soccer match odds markets would have 3 active selections, home, away and draw.

The screenshot shows the 'Other Bet1 Conditions' section of a betting interface. Under 'General Conditions', the 'No of Active Selections' is set to 'Range' with a minimum of 2 and a maximum of 99. Other conditions include 'Max No of Bet 1's' (3), 'Max No of Non-Runners' (99), 'No of Market Winners Range' (1 to 1), and 'Min Market Volume Traded' (0). The 'List' option is not selected.

No of Active Selections List – Available with BTX Ultimate – Specify the number of active selections or number of runners as a list of specific values, for example: 1,3,5. In this example Bet1 will only be placed if the number of active selections or runners in a race is one of these values. IE. In a horse race with 1,3,5 runners only.

This screenshot is identical to the previous one, but the 'List' option for 'No of Active Selections' is selected, and the value '[1,3,5]' is entered in the text field. A red circle highlights the 'List' checkbox and the input field.

No of Market Winners Range - Bet1 will only be placed if the number of winners for the market is within the specified range. Most markets have only one winner and therefore this range should be set as 1 to 1. With multiple winner markets, however, (such as horse racing PLACE markets) you may wish to limit the markets traded based on the number of winners. For example, if you do not want to bet on markets with 2 winners or less then he can set the range as 3 to 99. Or if you only want to bet on markets with 4 winners then he should set the range as 4 to 4.

Max No of Non-Runners – Bet1 will only be placed if the number of non-runners in the market is less than or equal to this value.

Max No of Bet 1's – This specifies the maximum number of selections that Bet1 can be placed on. So, for example, a value of 1 will limit the number of bets to 1 and if more than one selection qualifies under the bet plan criteria only the first one identified will receive a bet.

Minimum Market Volume Traded - *Available with BTX Ultimate*. This specifies the minimum that must have been traded on the market before Bet1 can be placed. The value is in the currency of the your account. If this option is not required then set the value to zero.

LPM Range of the Favourite - *Available with BTX Ultimate*. This condition specifies the range of acceptable Last Price Matched (LPM) of the current market favourite. The favourite being the runner with the current lowest LPM. If the LPM price falls out of this range then Bet1 will not be placed. If you are not concerned about the LPM of the current favourite then you should specify the price range 1.01 to 1000.00. **Note** that if the bet plan has the Selection '1st Fav', the Bet1 price trigger is 'Last Matched' and the Bet1 period is not 'In-Play Only', then this condition is already catered for in 'Bet 1 Trigger Conditions' and will not be displayed here.

Other Bet1 Conditions

General Conditions

Last Price Matched (LPM)

For The Selection:

Use Additional LPM Ranges

Range 2 ☐

Other:

LPM Range of the Favourite ☒ 1.01 To 5.00

No Bet if LPM of Top 2 Favourites ☐

Is Within (%) ☐

LPM Range of Selection - *Available with BTX Ultimate*. This condition specifies the range of acceptable Last Price Matched (LPM) values for the selection on which we wish to place Bet1. Only those selection(s) that have a LPM that falls within the specified range will be eligible for Bet1. If you are not concerned about the LPM of the selection then you should specify the price range 1.01 to 1000.00. you also has option to specify up to 3 additional LPM prices ranges if required. **Note** that if the bet plan has the Bet1 price trigger is 'Last Matched' then this is effectively a 4th LPM price range.

Last Price Matched (LPM)

For The Selection:

Use Additional LPM Ranges

Range 2 ☒

1.01

To

1000.00

Range 3 ☒

1.01

To

1000.00

Range 4 ☐

Other:

LPM Range of the Favourite ☒

1.01

To

5.00

No Bet if LPM of Top 2 Favourites

Is Within (%) ☐

Do not bet if the LPM of the first 2 faves is within x% - Available with *BTX Ultimate*. This is an optional condition and will only be applied by the BTX if you have ticked the box to enable it. If enabled the BTX will examine the Last Price Matched (LPM) of the top 2 favourites in the market (the favourite in this case being the selection with the current lowest LPM). If the percentage difference in the top 2 LPM prices is less than or equal to the specified amount then Bet1 will not be placed. The calculation of the percentage difference is a simple method using the actual LPM prices and is equal to $100 \times (\text{LPM2} - \text{LPM1}) / \text{LPM2}$ where LPM1 and LPM2 are the LPM prices of the first and second favourites respectively.

BSP Range of the Favourite – This condition only applies if the Period setting for Bet1 is In-Play (as the BSP price is not known until this time). It specifies the range of acceptable Betfair starting price values of the favourite in the market. If the BSP of the favourite (i.e. the lowest BSP value) falls out of this range then Bet1 will not be placed. If you are not concerned about the BSP of the favourite then he should specify the price range 1.01 to 1000.00

Other Bet1 Conditions

General Conditions

Last Price Matched (LPM)

Betfair Starting Priced (BSP) - In-Play Only

For The Selection:

BSP Ranges

Range 1 ☒

1.01

To

3.05

Range 2 ☐

Other:

BSP Range of the Favourite ☒

1.01

To

1000.00

No bet if BSP of Top 2 Favourites

Is Within (%) ☐

BSP Range of Selection - This condition only applies if the Period setting for Bet1 is In-Play (as the BSP price is not known until this time). It specifies the range of acceptable Betfair starting price values for the selection on which we wish to place Bet1. Only those selection(s) that have a BSP that falls within the specified range will be eligible for Bet1. If you are not concerned about the BSP of the selection then he should specify the price range 1.01 to 1000.00. With the *BTX Ultimate edition* you have the option to specify up to 2 additional BSP prices ranges.

Betfair Starting Priced (BSP) - In-Play Only

For The Selection:

BSP Ranges

Range 1	<input checked="" type="checkbox"/>	1.01	To	3.05
Range 2	<input checked="" type="checkbox"/>	1.00	To	6.00
Range 3	<input checked="" type="checkbox"/>	6.60	To	7.00

Other:

BSP Range of the Favourite ☒ 1.01 To 1000.00

No bet if BSP of Top 2 Favourites

Is Within (%) ☐

Do not bet if the BSP of the first 2 faves is within x% - Available with BTX Ultimate. This is an optional condition and will only be applied by the BTX if you tick the box to enable it. This condition only applies if the Period setting for Bet1 is In-Play (as the BSP price is not known until this time). If enabled the BTX will examine the BSP prices of the top 2 favourites in the market (the favourite in this case being the selection with the lowest BSP). If the difference in the top 2 BSP prices is less than or equal to the specified amount then Bet1 will not be placed. The calculation of the percentage difference is a simple method using the actual BSP prices and is equal to $100 \times (\text{BSP2} - \text{BSP1}) / \text{BSP2}$ where BSP1 and BSP2 are the BSP prices of the first and second favourites respectively.

Betfair Starting Priced (BSP) - In-Play Only

For The Selection:

BSP Ranges

Range 1	<input checked="" type="checkbox"/>	1.01	To	3.05
Range 2	<input type="checkbox"/>			

Other:

BSP Range of the Favourite ☒ 1.01 To 1000.00

No bet if BSP of Top 2 Favourites

Is Within (%) ☒ 5.0

Conditions for Other selections - Available with BTX Ultimate. This is an optional condition and will only be applied by the BTX if you have ticked the box to enable it. This option allows you to specify that the bet is only to be placed if other selection(s) in the market satisfy certain price conditions. you specifies a price range and the type of price (Back, Lay or Last Price Matched). He also specifies a count of other selections that must satisfy this price range condition. Here are some examples to clarify how the count range is applied:

Count 0 to 0 : There are no other selections with a price in the specified range.

Count 1 to 1 : There is 1, and only 1, other selection with a price in the specified range.

Count 0 to 1 : There is no more than 1 (could be none) other selection with a price in the specified range.

Count 0 to 2 : There are no more than 2 (could be zero or 1) other selections with a price in the specified range.

Count 2 to 2 : There are exactly 2 (no more, no less) other selections with a price in the specified range.

Count 3 to 5 : There are between 3 and 5 other selections with a price in the specified range.

Conditions For The Other Selections

Price Condition For Other Select... ☒

Range

1

To

2

Other Selection(s) With

Last Matched Price

In The Range

1.01

To

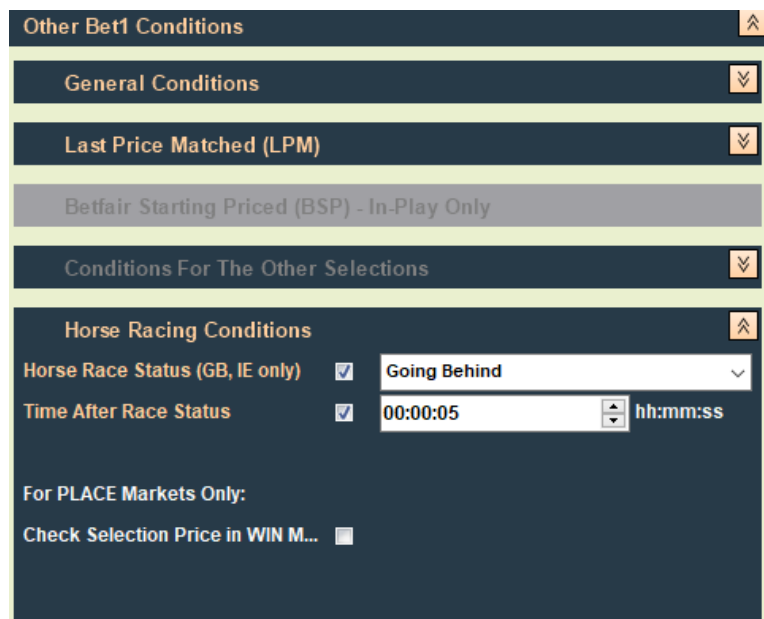
2.20

So to summarise, Bet 1 will only be placed during the specified period, when the specified price trigger condition is satisfied and each of the other criteria are also all satisfied.

Horse Racing Bet 1 Criteria

As the name suggests, the bet plan section titled 'Horse Racing Conditions' contains Bet1 trigger conditions that are applicable to horse racing markets only. The following options are available:

•**Race Status** - Available with *BTX Ultimate*. This is an optional condition and will only be applied by the BTX if you have ticked the box to enable it. A bet plan with this condition selected, can only be attached to a Horse Racing market that is taking place in countries GB or IE. The Betfair API reports the current status of each race in these countries and this option enables you to specify a particular status value that you require before placing a bet. The following values are supported by this option: "Going Down", "At The Post", "Going Behind" and "Off". Please note that the status "Going Behind" only occurs with races where the horses are loaded into starting stalls, this will usually be flat races.



•**Time After Race Status** When the Race Status option has been selected on the bet plan, an additional option is made available: . This enables you to optionally specify a time period to elapse after the Race Status has occurred before placing the bet, for example it could be 30 seconds after 'At The Post'.

•**This Condition is for Horse Racing PLACE Markets Only** - Available with *BTX Ultimate*. This is an optional condition and will only be applied by the BTX if you have ticked the box to enable it. A bet plan with this condition selected, can only be attached to a Horse Racing PLACE market. This option enables you to place a Bet1 condition on a selection in the PLACE market that is based on the price of that same selection in the corresponding WIN market. You can specify a price range in the WIN market that must be satisfied before a bet will be made on that selection in the PLACE market. Note that you **does not** need to load the WIN markets with the PLACE markets in order to use this feature, this is carried out by the BTX behind the scenes.



Bet 1 Cancel Conditions

Available with BTX Ultimate. This bet plan section contains optional conditions which can be used to specify when an unmatched Bet1 is canceled.

•**Cancel After Timeout** – If this option is selected then the user can specify a timeout period. If Bet1 has not been matched when this period expires then it will be canceled. The timeout period starts from the time at which the BTX sends the Bet1 placement instruction to Betfair. If Bet1 has been partially matched when the timeout expires then it will only be canceled if you have also selected the 'Cancel Partial Match' option.

•**Cancel After No Of Bet 1s Have Been Matched** – If this option is selected then you can specify a matched count. If Bet1 has not been matched, but at least the specified count of other Bet 1s HAVE been matched, then it will be canceled. If Bet1 has been partially matched at this time then it will only be canceled if you have also selected the 'Cancel Partial Match' option. **Note:** *In fast moving markets such as in-play horse racing, there is always the chance that a bet will get matched before the cancel instruction is sent.*

Bet 1 Cancel Conditions

Cancel Bet 1 After Timeout

☒

00:00:20

hh:mm:ss

Cancel Partial Matched Bet 1

☒

Cancel After No of Bet 1s Matched

☒

2

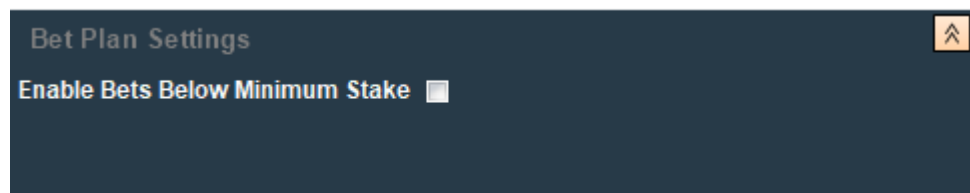
Cancel Partial Matched Bet 1

☒

Betplan Settings

Available with BTX Ultimate.

Enable Bets Below Minimum Stake – If this option is selected then the BTX will be permitted to place bets with a stake below the minimum amount (i.e. less than £2 for UK users). **Please Note** that this option should be used with caution, particularly if the undersized bet is to be placed during the in-play period of an event.



'Early' Bet 1 Placement

In order to place Bet1 into the market 'early', i.e. before the required price is available, you can set the price trigger condition appropriately.

For example say you want to lay a selection at 2.50 but the current lay price is 3.00. You would set the Bet1 price to 2.50 and in order to put the bet into the market immediately you could set the price trigger to the Lay price having the range 2.50 to 3.50 say. The bet would be placed but it would not be matched until the market Lay price reduces to 2.50.

Strategy - LAY	
BTX Strategy	Straight Lay
With Stop Loss Bet	<input type="checkbox"/>
Selection(s)	Any Selection

Bet 1 - LAY	
Stake Type	Fixed Stake
Stake Value	10.00
Price Type	Fixed Price
Price	2.50
Keep Bet	<input checked="" type="checkbox"/>
Bet 1 Trigger Settings:	
Bet Trigger Time Period	Anytime
Time Before Start	<input checked="" type="checkbox"/> 00:00:10 hh:mm:ss
Trigger Price Type	Last Matched
Trigger Price Range	2.50 To 3.60

If on the other hand if the current lay price is 2.10 but you do not want to place the bet until the price is 2.50 then it cannot be placed early as doing so would result in an immediate match at 2.10.

So in this case you would have to set the Lay price trigger to 2.50 to 2.54 say and the BTX would not place the bet until the price reached this range.

Bet 1 - LAY	
Stake Type	Fixed Stake
Stake Value	10.00
Price Type	Fixed Price
Price	2.50
Keep Bet	<input checked="" type="checkbox"/>
Bet 1 Trigger Settings:	
Bet Trigger Time Period	Anytime
Time Before Start	<input checked="" type="checkbox"/> 00:00:10 hh:mm:ss
Trigger Price Type	Last Matched
Trigger Price Range	2.50 To 2.60

Similar examples also apply to Back bets.

Bet 2

If the strategy is **Back-Then-Lay** or **Lay-Then-Back** then it will include Bet2. The values and settings for Bet2 are specified in the Bet2 section of the plan. There are 4 types of bet that can be specified for Bet2:

•**Fixed Stake And Price** – Enter specific values for the stake and price.

The screenshot shows the 'Bet 2 - LAY' configuration section. It includes a dropdown for 'Stake Type' set to 'Fixed Stake and Price'. Below this, there are input fields for 'Stake' with the value '10.00' and 'Price' with the value '2.50'. Each input field has a small up/down arrow icon next to it.

•**Set For Profit %** - You can specify a required profit percentage value you want to achieve when both bets 1 and 2 are matched. For this feature there is an internal BTX function that will automatically calculate the values for Bet 2 on-the-fly in order to achieve a specific profit whichever selection wins. When you have specified a profit percentage value for Bet 2, and Bet 1 has been fully matched, the BTX will calculate the stake and price for Bet 2 in order to achieve the required profit.

The profit will be based on the stake amount placed on Bet1, except for cases where Bet1 is a Lay and the stake has been specified as a Liability value, in this case the profit is based on the liability amount.

Note that in many cases the precise price required to achieve the profit target will not be an exact Betfair price, so in these cases the BTX will select the nearest Betfair price that gets closest to the required profit. In addition the bet will only be placed if it satisfies the minimum stake requirement. For example if the Bet 1 stake is £10 and you want to achieve a profit of £4 then he would specify a profit of 40%.

The screenshot shows two configuration sections. The top section is 'Bet 1 - BACK' with settings: 'Stake Type' as 'Fixed Stake', 'Stake Value' as '10.00', 'Price Type' as 'Fixed Price', and 'Price' as '3.00'. It also has a 'Keep Bet' checkbox checked. Below this is the 'Bet 1 Trigger Settings' section with 'Bet Trigger Time Period' as 'Anytime', 'Time Before Start' checked with a value of '00:00:59', 'Trigger Price Type' as 'Last Matched', and 'Trigger Price Range' from '3.00' to '6.00'. The bottom section is 'Bet 2 - LAY' with 'Stake Type' as 'Set For Profit %' and 'Profit%' as '40.00'.

•**Ticks From Bet1 With Same Stake** - *Available with BTX Ultimate*. This option enables you to specify that the Bet2 price is a specific number of Betfair market ticks away from the Bet1 matched price. In the case of Bet1 being a Back bet, the Bet2 Lay bet price will be the specified number of ticks lower than the matched Bet1 price. In the case of Bet1 being a Lay bet, the Bet2 Back bet price will be the specified number of ticks higher than the matched Bet1 price. The stake will be the same amount as that matched on Bet1 which (if matched) will result in a profit on the selection and break-even on all other selections. For example, with a Back then Lay strategy, let's say Bet2 has been specified at 10 ticks. If Bet1 is matched with £3 at 1.50 then Bet2 will be placed with £3 at 1.40

Bet 1 - BACK
⬆

Stake Type

Fixed Stake ▾

Stake Value

3.00 ⬆ ⬇ ⬇ ⬆

Price Type

Fixed Price ▾

Price

1.50 ▾

Keep Bet

☒

Bet 1 Trigger Settings:

Bet Trigger Time Period

Anytime ▾

Time Before Start

☒ 00:00:59 ⬆ ⬇ ⬇ ⬆ hh:mm:ss

Trigger Price Type

Last Matched ▾

Trigger Price Range

1.50 ▾ To 6.00 ▾

Bet 2 - LAY
⬆

Stake Type

Ticks From Bet1 With Same Stake ▾

Ticks

10 ⬆ ⬇ ⬇ ⬆

[See this for explanation of Offset Ticks](#)

•**Ticks From Bet1 With Equalising Stake** - *Available with BTX Ultimate*. This option allows you to specify that the Bet2 price is a specific number of Betfair market ticks away from the Bet1 matched price. In the case of Bet1 being a Back bet, the Bet2 Lay bet price will be the specified number of ticks lower than the matched Bet1 price. In the case of Bet1 being a Lay bet, the Bet2 Back bet price will be the specified number of ticks higher than the matched Bet1 price. The stake will be automatically calculated so that if the bet is matched it will result in an equal profit no matter which selection wins. For example, with a Back then Lay strategy, let's say Bet2 has been specified at 8 ticks. If Bet1 is matched with £4 at 8.00 then Bet2 will be placed with £5 at 6.40 resulting in a profit of £1 on each selection.

Bet 1 - BACK

Stake Type

Fixed Stake

Stake Value

4.00

Price Type

Fixed Price

Price

8.00

Keep Bet

☒

Bet 1 Trigger Settings:

Bet Trigger Time Period

Anytime

Time Before Start

☒ 00:00:59 hh:mm:ss

Trigger Price Type

Last Matched

Trigger Price Range

1.50 To 10.00

Bet 2 - LAY

Stake Type

Ticks From Bet1 With Equalising Stake

Ticks

8

You can always check the profit loss estimates at the bottom of the betplan or use the [trade calculator](#)

Potential P&L		
	Bet1 + B...	Bet1
Selection Wi...	1.00	28.00
Selection Los...	1.00	-4.00

[See this for explanation of Offset Ticks](#)

Bet 2 Trigger Condition

Bet 2 does not require a specific trigger condition because it will always be placed immediately when, and **only when**, Bet1 has been **fully** matched.

Stop-Loss Bet

The stop-loss bet is optional and can be included with any of the base strategies. The values and settings for this bet are specified in the Stop Loss section of the plan.

The Stop Loss option allows you to specify a bet that will reduce your potential losses if the market moves against you. There are 4 types of bet that can be specified for a Stop Loss:

- **Fixed Stake And Price** – enter specific values for the stake and price.

The screenshot displays two panels from the Betfair BTX interface. The top panel, titled 'Strategy - BACK then LAY with Stop Loss', shows the 'BTX Strategy' set to 'Back Then Lay', 'With Stop Loss Bet' checked (indicated by a red circle), and 'Selection(s)' set to 'Any Selection'. The bottom panel, titled 'Stop Loss - LAY', shows the 'Stake Type' as 'Fixed Stake and Price', 'Stake' as 5.00, 'Price' as 6.00, 'Trigger Price Type' as 'Last Matched', and 'Trigger Price Range' from 5.50 to 7.00.

- **Set For Loss %** - You specify a required loss percentage value that will be obtained if both bets 1 and the stop-loss are matched. For this feature there is an internal BTX function that will automatically calculate the values for the Stop-Loss bet on-the-fly in order to achieve a specific loss amount whichever selection wins. When you have specified a loss percentage value for the Stop-Loss, and the Stop-Loss bet is triggered (see below), the BTX will calculate the stake and price for the Stop-Loss in order to achieve the required loss.

The loss will be based on the stake amount matched with Bet1, except for cases where Bet1 is a Lay and the stake has been specified as a Liability value, in that case the loss is based on the liability amount. Note that in many cases the precise price required to achieve the loss target will not be an exact Betfair price, so in these cases the BTX will select the nearest Betfair price that gets closest to the required loss value. In addition the bet will only be placed if it satisfies the minimum stake requirement.

For example, if the Bet 1 stake is £10 and you want to limit the possible loss to £5 then you would specify a loss of 50%. See also the section [Stop Loss Bet Placement With Offset Ticks](#).

Bet 1 - BACK

Stake Type

Fixed Stake

Stake Value

10.00

Price Type

Fixed Price

Price

3.00

Keep Bet

☒

Bet 1 Trigger Settings:

Bet Trigger Time Period

Anytime

Time Before Start

☒ 00:00:59 hh:mm:ss

Trigger Price Type

Last Matched

Trigger Price Range

1.50 To 10.00

Bet 2 - LAY

Stake Type

Fixed Stake and Price

Stake

6.00

Price

2.50

Stop Loss - LAY

Stake Type

Set For Loss %

Loss%

50.00

Place Bet With Offset Ticks

0

•**Ticks From Bet1 With Same Stake** - Available with *BTX Ultimate*. This option enables you to specify that the Stop-Loss price is a specific number of Betfair market ticks away from the Bet1 matched price. In the case of Bet1 being a Back bet, the Stop-Loss Lay bet price will be the specified number of ticks higher than the matched Bet1 price. In the case of Bet1 being a Lay bet, the Stop-Loss Back bet price will be the specified number of ticks lower than the matched Bet1 price.

The stake will be the same amount as that matched on Bet1 which (if matched) will result in a loss on the selection, or break even on all other selections.

For example, with a Back then Lay strategy, let's say the Stop-Loss has been specified at 12 ticks. If Bet1 is matched with £10 at 2.50 then if the market moves against us and the LPM is 12 ticks or more higher at 2.74, then the Stop-Loss bet will be placed with £10 at 2.74 (resulting in -£2.40 if the selection wins and break-even on all other selections). See also the section Stop Loss Bet Placement With Offset Ticks.

Bet 1 - BACK

Stake Type

Fixed Stake

Stake Value

10.00

Price Type

Fixed Price

Price

2.50

Keep Bet

☒

Bet 1 Trigger Settings:

Bet Trigger Time Period

Anytime

Time Before Start

☒ 00:00:59 hh:mm:ss

Trigger Price Type

Last Matched

Trigger Price Range

1.50 To 10.00

Bet 2 - LAY

Stake Type

Fixed Stake and Price

Stake

6.00

Price

2.00

Stop Loss - LAY

Stake Type

Ticks From Bet1 With Same Stake

Ticks

12

Place Bet With Offset Ticks

0

•**Ticks From Bet1 With Equalising Stake** - Available with *BTX Ultimate*. This option enables you to specify that the Stop-Loss price as a specific number of Betfair market ticks away from the Bet1 matched price. In the case of Bet1 being a Back bet, the Stop-Loss Lay bet price will be the specified number of ticks higher than the matched Bet1 price.

In the case of Bet1 being a Lay bet, the Stop-Loss Back bet price will be the specified number of ticks lower than the matched Bet1 price. The stake will be automatically calculated so that if the bet is matched it will result in an equal loss no matter which selection wins.

For example, with a Back then Lay strategy, let's say the Stop-Loss has been specified at 12 ticks. If Bet1 is matched with £10 at 2.50 then if the market moves against us and the LPM is 12 ticks or more higher at 2.74, then the Stop-Loss bet will be placed with £9.12 at 2.74 (resulting in -£0.88 whichever selection wins). See also the section Stop Loss Bet Placement With Offset Ticks.

Bet 1 - BACK

Stake Type	Fixed Stake		
Stake Value	10.00		
Price Type	Fixed Price		
Price	2.50		
Keep Bet	<input checked="" type="checkbox"/>		
Bet 1 Trigger Settings:			
Bet Trigger Time Period	Anytime		
Time Before Start	<input checked="" type="checkbox"/>	00:00:59	hh:mm:ss
Trigger Price Type	Last Matched		
Trigger Price Range	1.50	To	10.00

Bet 2 - LAY

Stake Type	Fixed Stake and Price		
Stake	6.00		
Price	2.00		

Stop Loss - LAY

Stake Type	Ticks From Bet1 With Equalising Stake		
Ticks	12		
Place Bet With Offset Ticks	0		

Stop Loss Bet Trigger Conditions

In order for the Stop-Loss bet to be placed by the BTX the following conditions must be satisfied:

- Bet1 has been fully matched.
- Bet2 (if applicable to the bet plan strategy) has not been matched (even partially).
- The Stop-Loss bet price trigger condition has been satisfied (see the "Stop Loss Trigger Conditions" panel on the New Bet Plan tab). Note, however, that if a Stop Loss percentage or ticks from Bet1 has been specified, then the Stop Loss Trigger Conditions are not applicable and will not be available to you since the bet will be placed when the Last Price Matched has reached the price that would result in the specified stop loss percentage, or has reached the specified number of ticks away from Bet1.

Note: If the Stop-Loss bet is triggered then Bet2 (if applicable to the bet plan) will be canceled.

Bet 1 - BACK

Stake Type

Fixed Stake

Stake Value

10.00

Price Type

Fixed Price

Price

2.50

Keep Bet

☒

Bet 1 Trigger Settings:

Bet Trigger Time Period

Anytime

Time Before Start

☒ 00:00:59 hh:mm:ss

Trigger Price Type

Last Matched

Trigger Price Range

1.50 To 10.00

Bet 2 - LAY

Stake Type

Fixed Stake and Price

Stake

6.00

Price

2.00

Stop Loss - LAY

Stake Type

Fixed Stake and Price

Stake

12.00

Price

6.00

Trigger Price Type

Last Matched

Trigger Price Range

6.00 To 10.00

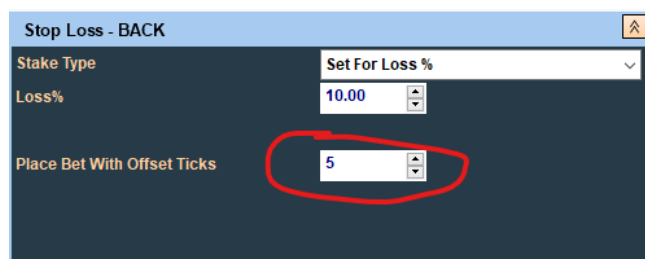
Stop Loss Bet Placement With Offset Ticks

If you have specified a stop loss percentage or ticks from Bet1, then you may also optionally enter a number of offset ticks to control the price at which the bet is placed in order to improve the chances of it being matched.

For example let's say that the BTX has calculated that a Stop Loss Back bet should be placed at a price of 1.80 and you have entered 5 offset ticks.

In this case when the Last Price Matched has fallen to 1.80 or less the bet will be placed at $1.80 - 5 \text{ ticks}$, i.e. at a price of 1.75.

So you are accepting the possibility that the Stop Loss bet might be matched at a slightly worse price (1.77 for example) for the reduced risk of it not being matched at all.



The screenshot shows a dialog box titled "Stop Loss - BACK". It contains three input fields: "Stake Type" with a dropdown menu showing "Set For Loss %", "Loss%" with a numeric input of "10.00", and "Place Bet With Offset Ticks" with a numeric input of "5". The "Place Bet With Offset Ticks" field is circled in red.

[See this for explanation of Offset Ticks](#)

‘Early’ Stop-Loss Bet Placement

It is impossible to place the Stop-Loss bet early because by definition it will always be at a price that is inferior to the current market price (at the time of placing Bet1 or Bet2) and will therefore get matched immediately at the best price if placed, which would not be desirable.

Potential P&L

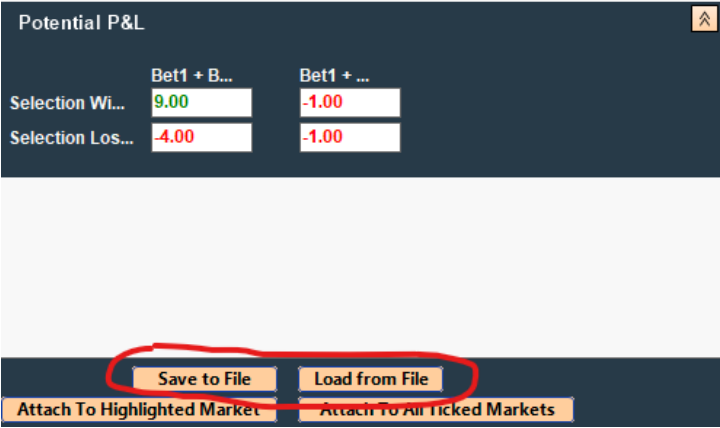
The **Potential P&L** section of the New Bet Plan tab calculates the resulting P&L for the values entered on the bet plan if the bets are fully matched. It shows both cases for if the selection wins or loses the market. It also shows the result for whether or not the stop-loss bet is triggered.

Potential P&L			
	Bet1 + B...	Bet1 + ...	
Selection Wi...	9.00	-1.00	
Selection Los...	-4.00	-1.00	

Saving and Loading Bet Plans

All of the values and settings on a Bet Plan can be saved to disk for future retrieval. Click the “Save to File” button to activate the save function. This will prompt you to enter a filename which by default will have the extension “.bp”

In order to retrieve previously saved plans just click the “Load from File” button and open the required plan.




























Recently Used Betplan Selection

After logging in to Betfair you will be presented with a pop screen showing a list (up to 15) of recently opened bet plans in chronological order (most recent first).


To load one of these plans you can click on the clipboard symbol or double click on the required plan.

The currently loaded plan will be displayed on the application caption at the top of the screen.

 BetexTrader Bet Plan History (click on clipboard to load)

Bet Plan	Load	Delete	Last Opened	Location
BackAt16RangeAt9LayAt6 BetPlan.bp			12/10/2017 10:44	C:\Users\Ma
Lay 3 Favs BSP BetPlan.bp			12/10/2017 10:39	C:\Users\Ma
£30 1% SL £20@2.bp			05/10/2017 18:05	C:\Users\Ma
Back2ndFavOver3BetPlan.bp			12/09/2017 14:41	C:\Users\Ma
BackAt2WithStopLossBetPlan.bp			04/09/2017 09:14	C:\Users\Ma
Place BetPlan.bp			01/09/2017 16:58	C:\Users\Ma
Dynamiq BetPlan.bp			01/09/2017 12:59	C:\Users\Ma
backthenlay2ndfavBetPlan.bp			30/06/2017 13:43	C:\Users\Ma
BackLay1stfavBSP3-19BetPlan.bp			12/06/2017 17:45	C:\Users\Ma
Karl Mieluk Lay 50 25.bp			07/06/2017 10:43	C:\Users\Ma
LayAnyBelow2BetPlan.bp			23/05/2017 08:58	C:\Users\Ma
Lay 3rd fav with stop BetPlan.bp			18/05/2017 22:50	C:\Users\Ma

Cancel

 BetexTrader V2.20.10 (Ultimate) Current Betplan: Lay 3 Favs BSP BetPlan.bp

Settings Calculator Export Logout Help About

Attaching A Bet Plan To Market(s)

Having created (or loaded) a bet plan you can then attach it to 1 or more markets in the Markets List. This is achieved via one of 2 buttons on the New Bet Plan tab (not available if trading is in progress):

Attach To Highlighted Market – The bet plan will be attached to one market which is currently selected on the Markets list (i.e. highlighted in orange). When the button is clicked the BTX will verify the settings and values against the selected market and if valid will attach the plan to the market. A clipboard symbol will be displayed in the Plan column of the Markets list to show that it has a bet plan attached.

The screenshot displays the BTX software interface. The top menu bar includes Settings, Calculator, Import Selections, Scheduler, Export Results, Logout, Help, and About. Below this is a red banner for 'Start Bet Plan Trading (Simulated Bets)'. The main area is divided into two panels. The left panel, titled 'Markets:', contains a table with the following data:

	Date/Time	Country/Venue	Race/Market	No	FLPM	FBSP	Traded	Status	InPlay	Plan	Ticked	Tools
	15/04/202 17:30	US Tampa Bay Downs	R1 6f Mdn Claim To Win	8	2.62		30374	OPEN				
	15/04/202 18:00	US Tampa Bay Downs	R2 5f Mdn Claim To Win	8	2.06		11980	OPEN				
	15/04/202 18:30	US Tampa Bay Downs	R3 1m Claim To Win	8	3.30		5032	OPEN				
	15/04/202 19:00	US Tampa Bay Downs	R4 1m Mdn Claim To Win	10	3.10		1276	OPEN				
	15/04/202 19:15	US Will Rogers Downs	R1 5f Claim To Win	9	3.60		941	OPEN				
	15/04/202 19:30	SE Jagersro	R6 3140m Trot S To Win	8	2.70	N/A	317	OPEN	N/A			
	15/04/202 19:30	US Tampa Bay Downs	R5 6f Mdn Claim To Win	9	2.10		2726	OPEN				

The right panel, titled 'New Bet Plan', shows a strategy 'BACK then LAY with Stop Loss'. It includes sections for 'Bet 1 - BACK', 'Bet 2 - LAY', 'Stop Loss - LAY', 'Other Bet1 Conditions', 'Bet 1 Cancel Conditions', and 'Bet Plan Settings'. A 'Potential P&L' section shows 'Selection Wi...' with a value of 9.00 and 'Selection Los...' with a value of -4.00. At the bottom, there are buttons for 'Save to File', 'Load from File', 'Attach To Highlighted Market' (circled in red), and 'Attach To All Ticked Markets'.

Attach To All Ticked Markets – The bet plan will be attached to ALL of the markets that have been ticked in the Markets list. When the button is clicked the BTX will verify the settings and values against all of the ticked markets and if **all** are valid will attach the plan to each market. A clipboard symbol will be displayed in the Plan column for each market to show that it has a bet plan attached.

Settings Calculator Import Selections Scheduler Export Results Logout Help About

Auto Scroll **Start Bet Plan Trading (Simulated Bets)**

Markets:

<input checked="" type="checkbox"/>	Date/Time	Country/Venue	Race/Market	No	FLPM	FBSP	Traded	Status	InPlay	Plan	Ticked Sel	Tools
<input type="checkbox"/>	15/04/202 14:30	SE Bro Park	R7 1200m To Win	7	1.59	N/A	51572	CLOSED	N/A			⚙
<input type="checkbox"/>	15/04/202 15:00	SE Bro Park	R8 1200m To Win	7	3.59	N/A	26941	CLOSED	N/A			⚙
<input checked="" type="checkbox"/>	15/04/202 17:30	US Tampa Bay Downs	R1 6f Mdn Claim To Win	8	2.62		31712	OPEN				⚙
<input checked="" type="checkbox"/>	15/04/202 18:00	US Tampa Bay Downs	R2 5f Mdn To Win	8	2.04		12011	OPEN				⚙
<input checked="" type="checkbox"/>	15/04/202 18:30	US Tampa Bay Downs	R3 1m Claim To Win	8	3.15		5428	OPEN				⚙
<input checked="" type="checkbox"/>	15/04/202 19:00	US Tampa Bay Downs	R4 1m Mdn Claim To Win	10	3.10		1280	OPEN				⚙
<input checked="" type="checkbox"/>	15/04/202 19:15	US Will Rogers Downs	R1 5f Claim To Win	9	3.05		973	OPEN				⚙

Get Markets

New Bet Plan Results Messages

Strategy - BACK then LAY with Stop Loss

Bet 1 - BACK

Bet 2 - LAY

Stop Loss - LAY

Other Bet1 Conditions

Bet 1 Cancel Conditions

Bet Plan Settings

Potential P&L

	Bet1 + B...	Bet1 + ...
Selection Wi...	9.00	-1.00
Selection Los...	-4.00	-1.00

Selections: (US 15/04/2020 17:30 Tampa Bay Downs - To Win)

<input type="checkbox"/>	Name	Back	Lay	LPM	P&L	Tools
<input type="checkbox"/>	Little Natalia (2nd fav)	3.00	3.05	3.05	0.00	⚙
<input type="checkbox"/>	Mi Tia Regis	16.00	17.00	16.00	0.00	⚙
<input type="checkbox"/>	Explosive Pack... (1st fav)	2.60	2.62	2.62	0.00	⚙
<input type="checkbox"/>	Jeanie Vee	65.00	80.00	65.00	0.00	⚙
<input type="checkbox"/>	Undercover Out...	20.00	24.00	20.00	0.00	⚙
<input type="checkbox"/>	Thirstyforamira...	160....	190....	160....	0.00	⚙
<input type="checkbox"/>	Trap Girl	90.00	120....	90.00	0.00	⚙
<input type="checkbox"/>	Shes A Fair Catch (3rd fav)	6.80	7.00	7.00	0.00	⚙

Betting Plan Bets

Strategy

BetPlan: None

Back then Lay with Stop Loss

Selections

Any Selection

Bets

Bet1 Back 10.00 at 2.50

Keep Bet1: No

Bet2 Lay 6.00 at 2.00

Stop Loss Lay Calculate for 10.00% loss

Bet 1 Conditions

Period Anytime

00:00:59 before start

LPM Price Between 1.50 and 10.00

Active Selection Counts 1,3,5

Min Winners 1

Max Winners 1

Max Non-Runners 99

Max Bet 1's 3

Min Vol Traded 0

Favourite LPM Range 1.01 to 5.00

Cancel After Timeout No

Modify Cancel

Save to File Load from File

Attach To Highlighted Market Attach To All Ticked Markets

A bet plan cannot be attached to market(s) whilst trading is in progress.

When a Bet Plan has been attached to a market the Bets and Betting Plan summary tabs will be displayed alongside the Selections list (see the section Bets and Betting Plan Summary Tabs for more details).

Ticking markets of the same type - Available with *BTX Ultimate*. If you have loaded markets of different types but want to attach a plan to a specific type, then you can do so via an option on the right-click pop-up menu on the Markets list.

Let's say you have loaded a list of Match Odds and Correct Score markets for football. You want to attach one plan to the Match Odds markets and a different one to the Correct Scores. If you right-click on one of the Match Odds market rows there will be an option at the bottom of the pop-up menu: "Tick All Markets Of Type MATCH ODDS". If you select this then only the Match Odds markets will be ticked and you can attach the relevant plan to those. Then you can repeat the process for the CORRECT SCORE markets.

	Date/Time	Country/Venue	Race/Market	No	FLPM	FBSP	Traded	Status	InPlay	Plan
	09/09/2014 18:50	IE Galway	2m6f Hcap Chs To Be Placed (4)	19	2.24		2294	OPEN		
	09/09/2014 19:00	GB Perth	2m4f Hcap Chs To Be Placed (2)	7	2.58		2913	OPEN		
	09/09/2014 19:20	IE Galway	2m INHF To Be Placed (3)	16	1.83					
	09/09/2014 19:30	GB Perth	3m Hcap Hrd To Be Placed (2)	5	1.30					
	10/09/2014 14:00	GB Doncaster	7f Nursery To Be Placed (2)	7			0	OPEN		
	10/09/2014 14:10	GB Uttoxeter	2m4f Mdn Hrd To Be Placed (3)	8			0	OPEN		
	10/09/2014 14:20	GB Carlisle	6f Nursery To Be Placed (2)	7			0	OPEN		

Right click here to add plan to market type

BetxTrader V2.30.19 (Ultimate)

Settings Calculator Import Selections Scheduler Export Results Logout Help About

Auto Scroll

Markets:

Date/Time	Country/Competition	Event/Market	No	FLPM	FBSP	Traded	Status	InPlay	Plan	Ticked Set	Tools
15/04/2022 23:00	Nicaraguan Primera Division	CD Walter Ferreti v Deportivo Las Sabanas FC Match Odds	3	1.52	N/A	48445	OPEN				⚙️

Get Markets

New Bet Plan Results Messages

Strategy - BACK then LAY with Stop Loss

- Display This Bet Plan
- Cancel This Bet Plan
- Cancel Bet Plans For All Ticked Races
- Cancel All Bet Plans
- Tick All Markets Of Type: MATCH_ODDS
- Tick All Markets Which Have Ticked Selections
- Order Bet Conditions

Bet 1 Cancel Conditions

Bet Plan Settings

Potential P&L

	Bet1 + B...	Bet1 + ...
Selection Wl...	9.00	1.00
Selection Los...	-4.00	-1.00

Save to File Load from File

Attach To Highlighted Market Attach To All Ticked Markets

Selections: (23:00 Nicaraguan Primera Division - CD Walter Ferreti v Deportivo Las Sabanas FC - Match Odds)

Name	Back	Lay	LPM	P&L	Tools
CD Walter Ferreti (1st fav)	1.51 161	1.52 94	1.52	0.00	⚙️
Deportivo Las S... (2nd fav)	7.20 60	7.40 14	7.20	0.00	⚙️
The Draw (2nd fav)	4.80 45	5.00 22	4.90	0.00	⚙️

15/04/20... 17:10:56 Betting Mode: SIMULATED Trading: Not Started GBP (min stake 2... Msgs 21

Multiple Bet Plans Per Market

Only one bet plan can be attached to a market. If you wish to attach more than one plan to a market then you can do so

by starting another instance of the BetexTrader application and attaching another plan to that market.

The bet plans in each instance will be executed independently from each other. You should be aware of the following issues however:

If 2 (or more) bet plans are executed on the same market in real betting mode, the plans will execute independently.

If the [Settings option to display external P&L](#) has been selected, however, the P&L displayed against the Selections list will be the aggregate P&L of all plans that are in progress (which may cause some confusion when observing one particular plan in progress).

Similarly the Net P&L that is displayed on the Results panel could be the aggregate P&L result of all plans executed on that market in real betting mode.

Another point to note is that the markets listed on the Results panel will only be those that have Bet Plans attached to them,

or have had manual bets placed on them, in that particular instance of the BTX. So if a separate instance has placed bets on a market but the instance that you are looking at does not have a bet plan or MTI bets on that market, then the P&L result of the separate plan will not be shown on the instance being observed, and more importantly will not be included in the stop on profit/loss calculation.

Cancelling Bet Plans

Having attached bet plan(s) to market(s) you may cancel them if required using one of the following methods:
By clicking the "Cancel" button on the Betting Plan summary tab next to the Selections list.

Selections: (IE 09/09/2014 18:50 Galway - To Be Placed)

	Name	Back	Lay	LPM	P&L If Wins/Loses
	Baby Whizz (1st fav)	2.32 16	2.40 2	2.32	0.00 0.00
	Drop Anchor (2nd fav)	2.60 15	2.76 15	2.60	0.00 0.00
	Red Or White	3.00 3	12.50 7	3.00	0.00 0.00
	One Fine Morning	3.00 10	3.50 146	3.00	0.00 0.00
	All Fired Up	3.05 14	3.25 2	3.05	0.00 0.00
	Survival (3rd fav)	2.90 114	3.10 5	2.90	0.00 0.00
	Georgie	3.50 15	4.10 13	3.30	0.00 0.00
	Carlos Fandango	3.45 14	3.90 13	3.40	0.00 0.00
	Railway Storm	3.65 3	100.00 0.84	3.70	0.00 0.00
	Dushrebrandt	6.00 6	8.40 2	6.00	0.00 0.00

Betting Plan **Bets**

Selections
Any Selection

Bets
Bet1 Back 10.00 at 3.00
Stop Loss Lay Calculate for 10.0% loss

Bet 1 Conditions
Period Anytime
00:00:10 before start
LPM Price Between 1.01 and 1.80
Min Active Selections 2
Max Active Selections 99
Min Winners 1
Max Winners 5
Max Non-Runners 99
Max Bet 1's 2

Stop Loss Conditions
LPM Price that produces a 10.0% loss
Place at a price that is 5 ticks away

Modify **Cancel**

Also, by right-clicking on the Markets list grid or clicking the tools menu and selecting one of the Cancel options on the popup menu.

Markets:

	Date/Time	Country/Venue	Race/Market	No	FLPM	FBSP	Traded	Status	InPlay	Plan	Ticked Sel	Tools
	15/04/202 17:30	US Tampa Bay Downs	R1 6f Mdn Claim To Win	8	2.78		52542	OPEN				
	15/04/202 18:00	US Tampa Bay Downs	R2 5f Mdn To Win	8	1.92		13297	OPEN				
	15/04/202 18:30	US Tampa Bay Downs	R3 1m Claim To Win	8	3.25		5884	OPEN				
	15/04/202 19:00	US Tampa Bay Downs	R4 1m Mdn Claim To Win	10	3.00		1421	OPEN				
	15/04/202 19:15	US Will Rogers Downs	R1 5f Claim To Win	9	3.45		1007	OPEN				
	15/04/202 19:30	SE Jagersro	R6 3140m Trot S To Win	8	2.68	N/A	353	OPEN	N/A			
	15/04/202 19:30	US Tampa Bay Downs	R5 6f Mdn Claim To Win	9	2.18		2920	OPEN				

Markets:										Get Markets		
<input type="checkbox"/>	Date/Time	Country/Competition	Event/Market	No	FLPM	FBSP	Traded	Status	InPlay	Plan	Tools	
<input checked="" type="checkbox"/>	30/06/2015 16:30	Friendly	Videoton v Zorya Correct Score	19	9.00	N/A	1247	OPEN	In-Play			
<input type="checkbox"/>	30/06/2015 16:30	Friendly	Videoton v Zorya Match Odds	3	2.62	N/A	2330	OPEN				
<input type="checkbox"/>	30/06/2015 16:30	FI Kakkonen East	FC Kiffen v Kultsu FC Correct Score	19	7.80	N/A	820	OPEN				
<input type="checkbox"/>	30/06/2015 16:30	FI Kakkonen East	FC Kiffen v Kultsu FC Match Odds	3	2.56	N/A	1462	OPEN				
<input type="checkbox"/>	30/06/2015 16:45	MT UEFA Europa League	Balzan v Zejjeznicar Correct Score	19	6.00	N/A	2160	OPEN				
<input type="checkbox"/>	30/06/2015 16:45	MT UEFA Europa League	Balzan v Zejjeznicar Match Odds	3	1.46	N/A	8055	OPEN				
<input type="checkbox"/>	30/06/2015 17:00	EE Estonian Cup	Paide Linnameeskond v JK Raudteetoolised Correct Score	19	690.00	N/A	0	OPEN				

Click tools to cancel the betplan

When a bet plan is canceled, any remaining unmatched bets in the associated market will be canceled.

Bets & Betting Plan Summary Tabs

The Bets and Betting Plan summary tabs are displayed alongside the Selections list if the associated Market has a bet plan attached to it.

It will not be displayed, however, if the Manual Trading Screen has been enabled. In this case bets are displayed on the main tabbed panel.

The **Betting Plan tab** displays a summary of the plan settings and values. This tab also includes a “Cancel” button which can be used to cancel the bet plan.

It also has a “Modify” button. If you click the Modify button then the plan values will be copied to the New Bet Plan tab.

The plan can then be changed by you and re-attached to the market if required. If the name of the bet plan is known then this will be displayed in the Strategy section

The screenshot shows a trading interface with two main panels. The left panel, titled 'Selections: (IE 09/09/2014 18:50 Galway - To Be Placed)', contains a table of betting selections. The right panel, titled 'Betting Plan', shows the configuration for a bet plan, including strategy, selections, bets, and conditions. The 'Bets' tab is currently selected, showing a single bet (Bet1) with a lay position at 2.00. The 'Betting Plan' tab is also visible, showing various conditions for the bet plan.

Name	Back	Lay	LPM	P&L If Wins/Loses
Baby Whizz (1st fav)	2.00 137	2.04 32	2.00	0.00
Drop Anchor (2nd fav)	2.66 6	2.68 1	2.64	0.00
Red Or White (3rd fav)	2.74 2	2.86 64	2.76	0.00
One Fine Morning	3.60 5	3.75 5	3.75	0.00
All Fired Up	3.20 23	3.35 194	3.35	0.00
Survival	2.90 6	2.96 23	2.92	0.00
Georgie	3.90 9	4.10 61	3.90	0.00
Carlos Fandango	3.40 3	3.55 22	3.55	0.00
Railway Storm	3.65 72	3.80 5	3.65	0.00
Dushrembrandt	5.90 84	6.40 7	6.00	0.00
Coolharbour Breeze	10.50 7	1000.0 30	10.00	0.00

Betting Plan

Strategy
Straight Lay, No Stop Loss

Selections
Any Selection

Bets
Bet1 Lay 100.00 at 2.00

Bet 1 Conditions
Period In-Play
10 secs after start
LPM Price Between 1.30 and 1.90
Min Active Selections 2
Max Active Selections 99
Min Winners 1
Max Winners 5
Max Non-Runners 99
Max Bet 1's 1
Favourite BSP Range 1.01 to 10.00
Selection BSP Range 1.01 to 1000.00

Stop Loss Conditions

Modify **Cancel**

The **Bets tab** displays what bets have been placed on the market and their current status (matched, unmatched, etc.).

This tab enables you to monitor the progress of the plan. If this tab is blank then the conditions required to place Bet1 have not yet been achieved.

The bets information is displayed in different colours depending on the status of the bet:

- Green – bet fully matched.
- Orange – bet partially matched.
- Yellow – bet unmatched.
- Grey – bet cancelled.

Selections: (IE 09/09/2014 18:50 Galway - To Be Placed)

	Name	Back	Lay	LPM	P&L If Wins/Loses
	Baby Whizz (1st fav)	2.04 168	2.08 23	2.06	0.00 0.00
	Drop Anchor (2nd fav)	2.72 12	2.82 11	2.70	0.00 0.00
	Red Or White (3rd fav)	2.70 51	2.80 6	2.72	0.00 0.00
	One Fine Morning	3.65 4	3.75 5	3.65	0.00 0.00
	All Fired Up	3.20 3	3.35 194	3.35	0.00 0.00
	Survival	2.88 3	2.92 34	2.88	0.00 0.00
	Georgie	4.20 11	4.40 2	4.10	0.00 0.00
	Carlos Fandango	3.55 5	3.70 54	3.55	0.00 0.00
	Railway Storm	3.80 3	3.90 15	3.80	0.00 0.00
	Dushrembrandt	5.80 19	5.90 20	5.90	0.00 0.00
	Coolharbour Breeze	25.00 3	1000.0 30	25.00	0.00 0.00
	What A Island	6.60	7.00	6.20	0.00

Example:

Betting Plan	Bets
Strategical	
Bet1	Back 10.00 at 3.20 Full match at 3.20
Bet2	Lay 10.50 at 3.05 Full match at 3.00
Foxy Clarets	
Bet1	Back 10.00 at 2.12 Full match at 2.12
Bet2	Lay 10.50 at 2.02 Cancelled
Stop Loss	Lay 9.50 at 2.64 Full match at 2.64

Terminating The Betting Plan

At the bottom left of the Bets tab there is a red button icon. If you hover the mouse cursor over this then the "Terminate Betting Plan" button will be revealed.

This is not on permanent display to prevent you from accidentally clicking it.

The purpose of this button is to enable you to immediately stop the execution of the betting plan.

No more bets will be placed and any unmatched bets will be cancelled.

If you terminate a bet plan via this button then it will be indicated as such on the Bets list with the time of termination displayed in orange.

The plan will remain in view but can be replaced by a new plan if the you wish.

Selections: (IE 09/09/2014 18:50 Galway - To Be Placed)

	Name	Back	Lay	LPM	P&L If Wins/Loses
<input type="checkbox"/>	Baby Whizz (1st fav)	2.22 114	2.24 1	2.22	0.00 0.00
<input type="checkbox"/>	Drop Anchor (2nd fav)	2.66 2	2.72 24	2.68	0.00 0.00
<input type="checkbox"/>	Red Or White (3rd fav)	2.74 7	2.82 48	2.82	0.00 0.00
<input type="checkbox"/>	One Fine Morning	4.40 3	4.60 85	4.60	0.00 0.00
<input type="checkbox"/>	All Fired Up	3.10 6	3.15 9	3.15	0.00 0.00
<input type="checkbox"/>	Survival	2.92 6	2.96 31	2.96	0.00 0.00
<input type="checkbox"/>	Georgie	4.20 88	4.30 27	4.30	0.00 0.00
<input type="checkbox"/>	Carlos Fandango	3.45 28	3.65 85	3.50	0.00 0.00
<input type="checkbox"/>	Railway Storm	3.55 8	3.65 18	3.60	0.00 0.00
<input type="checkbox"/>	Dushrembrandt	5.50 7	5.70 50	5.60	0.00 0.00
<input type="checkbox"/>	Coolharbour Breeze	11.50 2	12.00 5	12.50	0.00 0.00
<input type="checkbox"/>	What A Island	6.00	7.00	6.60	0.00

Betting Plan Bets

Hover mouse here to terminate the betplan

Manual Trading Interface - MTI

The MTI is supported by the BTX Ultimate edition.

The MTI is an optional addition to the Selections display that enables you to place bets manually. The MTI is activated by selecting the 'Enable Manual Trading' option on the [Manual Trading tab of the Settings screen](#). There are a number of other settings on this tab relating to the MTI as described in the section on [Settings - Manual Trading](#).

When activated via Settings, the MTI betting interface is displayed in the form of additional columns on the right hand side of the Selections list.

Note that when the MTI is active, the Betting Plan/Bets tabs that are usually displayed next to the Selections list, will not be present.

Bets are displayed in a tab on the main tabbed panel. A summary of the bet plan can be displayed by clicking on the clipboard icon on the Markets list.

The MTI betting interface consists of market-specific settings and 5 columns on the Selections list as described below.

The screenshot displays the BetesTrader V2.20.10 (Ultimate) software interface. The main window is divided into several sections:

- Markets:** A table listing various horse racing markets. The table has columns for Date/Time, Country/Venue, Race/Market, No, FLPM, FBSP, Traded, Status, InPlay, Plan, and Tools. The table is currently showing 10 markets, all with a status of 'OPEN'.
- Selections:** A table listing individual horses and their odds. The table has columns for Name, Back, Lay, LPM, P/L If Wins/Loses, Tools, Back Bet (0 ticks), Lay Bet (+1 tick), Tradeout Bet (1 tick worse), P/L If Wins, and P/L If Loses. The table is currently showing 10 horses, all with a status of 'OPEN'.
- Right Panel:** A tabbed interface with four tabs: 'New Bet Plan', 'Results', 'Messages', and 'Bets'. The 'Bets' tab is currently selected and highlighted with a red box.
- Bottom Bar:** A status bar showing the current date and time (23/10/2010 12:40:39), betting mode (SIMULATED), trading status (Not Started), and other information (GBP (min stake 2...), Msgs 3).

Market MTI Settings

When each market is loaded it will be given the default MTI settings as displayed on the [Settings screen](#). When a market is in view these settings can be modified just for that market if required.

The 1-Click betting, Keep Bet and Cancel Bet Plan options are displayed at the top of the MTI area in Selections.

The Stake can be changed via the up/down arrows at the top left of the Back and Lay bet columns. The Offset Ticks can be changed via the up/down arrows at the top right of the Back, Lay and Trade Out bet columns

Selections: (GB 23/10/2017 13:40 Windsor - To Be Placed)

Cancel Bet Plan When: Never

Keep Bet ☒

1-Click ☒

	Name	Back	Lay	LPM	P&L If Wins/Loses	Tools		Back Bet (0 ticks)		Lay Bet (+1 tick)		Tradeout Bet (1 tick worse)		P&L If Wins	P&L If Loses
	Lord Riddiford (1st fav)	1.54 9	1.59 9	1.54	0.00 0.00			1.54 10		1.60 10				0.00	0.00
	Axe Cap (2nd fav)	1.91 8	1.99 17	1.96	0.00 0.00			1.91 10		2.00 10				0.00	0.00
	Iconic Knight (3rd fav)	1.96 3	2.04 7	1.97	0.00 0.00			1.96 10		2.06 10				0.00	0.00
	Elite Shadow	2.50 15	2.66 24	2.42	0.00 0.00			2.50 10		2.68 10				0.00	0.00
	Ivy Leaguer	2.92 40	3.15 11	3.00	0.00 0.00			2.92 10		3.20 10				0.00	0.00
	Sovereign State	4.90 5	5.70 13	4.80	0.00 0.00			4.90 10		5.80 10				0.00	0.00
	Big Brave Bob	5.80 10	6.20 26	5.60	0.00 0.00			5.80 10		6.40 10				0.00	0.00
	Cool Baby	9.80 2	11.50 5	11.00	0.00 0.00			9.80 10		12.00 10				0.00	0.00
	Shamrock Emma	8.80 2	18.00 3	12.00	0.00 0.00			8.80 10		18.50 10				0.00	0.00

MTI Back and Lay Buttons

For each selection that has a current market Back/Lay price available, a button will be displayed in the MTI Back/Lay Bet column.

The button will display the price and stake of the bet that will be placed if you click that button.

The price displayed will be the current market price after adjustment for Offset Ticks.

The number of Offset Ticks currently being applied is displayed at the top of the Back/Lay bet column and can be adjusted via the right-hand up/down arrows at the top of the column.

The stake amount can be adjusted via the left-hand up/down arrows at the top of the column.

When a manual Back/Lay bet is placed, it's progress is displayed on the Bets tab.

If the bet is not fully matched then any unmatched stake can be cancelled via the same button used to place the bet which will now display 'CANCEL' with the unmatched stake amount.

Selections: (GB 23/10/2017 13:40 Windsor - To Be Placed)

Cancel Bet Plan When: ☐ Keep Bet ☒
 Never 1-Click ☒

	Name	Back	Lay	LPM	P&L If Wins/Loses	Tools	▲ ▼	Back Bet (0 ticks)	▲ ▼	▲ ▼	Lay Bet (+1 tick)	▲ ▼	Tradeout Bet (1 tick worse)	▲ ▼	P&L If Wins	P&L If Loses
	Lord Riddiford (1st fav)	1.54 9	1.59 9	1.54	0.00 0.00			1.54 10			1.60 10				0.00	0.00
	Axe Cap (2nd fav)	1.91 8	1.99 17	1.96	0.00 0.00			1.91 10			2.00 10				0.00	0.00
	Iconic Knight (3rd fav)	1.96 3	2.04 7	1.97	0.00 0.00			1.96 10			2.06 10				0.00	0.00
	Elite Shadow	2.50 15	2.66 24	2.42	0.00 0.00			2.50 10			2.68 10				0.00	0.00
	Ivy Leaguer	2.92 40	3.15 11	3.00	0.00 0.00			2.92 10			3.20 10				0.00	0.00
	Sovereign State	4.90 5	5.70 13	4.80	0.00 0.00			4.90 10			5.80 10				0.00	0.00
	Big Brave Bob	5.80 10	6.20 26	5.60	0.00 0.00			5.80 10			6.40 10				0.00	0.00
	Cool Baby	9.80 2	11.50 5	11.00	0.00 0.00			9.80 10			12.00 10				0.00	0.00
	Shamrock Emma	8.80 2	18.00 3	12.00	0.00 0.00			8.80 10			18.50 10				0.00	0.00

BetesTrader V2.20.10 (Ultimate)

Settings Calculator Export Logout Help About

Auto Scroll

Markets: Get Markets

Date/Time	Country/Venue	Race/Market	No	FLPM	FBSP	Traded	Status	InPlay	Plan	Tools
23/10/2017 13:40	GB Windsor	5f Nov Sbs To Be Placed (3)	11	1.54	3145		OPEN			⚙
23/10/2017 13:40	GB Windsor	5f Nov Sbs To Win	11	3.35	41722		OPEN			⚙
23/10/2017 14:10	GB Windsor	1m2f Hicap To Be Placed (4)	14	1.93	3223		OPEN			⚙
23/10/2017 14:10	GB Windsor	1m2f Hicap To Win	14	5.60	35051		OPEN			⚙
23/10/2017 14:20	GB Pontefract	1m Nursery To Be Placed (3)	13	2.45	1610		OPEN			⚙
23/10/2017 14:20	GB Pontefract	1m Nursery To Win	13	7.00	12103		OPEN			⚙
23/10/2017 14:30	GB Plumpton	2m Mdn Hrd To Be Placed (3)	13	1.25	4962		OPEN			⚙

Selections: (GB 23/10/2017 13:40 Windsor - To Be Placed)

Cancel Bet Plan When: Never Keep Bet ☒ 1-Click ☒

Name	Back	Lay	LPM	P&L If Wins/Loses	Tools	Back Bet (+7 ticks)	Lay Bet (+1 tick)	Tradeout Bet (1 tick worse)	P&L If Wins	P&L If Loses
Lord Riddiford (1st fav)	1.53 32	1.59 85	1.54	0.00 0.00	⚙	CANCEL 10.00 at 1.60	1.60 10		0.00	0.00
Axe Cap (2nd fav)	1.93 172	2.02 4	1.96	0.00 0.00	⚙	2.00 10	2.04 10		0.00	0.00
Iconic Knight (2nd fav)	1.92 26	1.97 2	1.92	0.00 0.00	⚙	1.99 10	1.98 10		0.00	0.00
Elite Shadow	2.50 51	2.72 39	2.42	0.00 0.00	⚙	2.64 10	2.74 10		0.00	0.00
Ivy Leaguer	2.92 46	3.15 17	3.00	0.00 0.00	⚙	3.15 10	3.20 10		0.00	0.00
Sovereign State	4.90 5	5.50 3	5.80	0.00 0.00	⚙	5.60 10	5.60 10		0.00	0.00
Big Brave Bob	5.90 54	6.60 26	5.60	0.00 0.00	⚙	7.20 10	6.80 10		0.00	0.00
Cool Baby	10.00 22	11.50 5	10.00	0.00 0.00	⚙	13.50 10	12.00 10		0.00	0.00
Shamrock Emma	9.40 2	13.50 2	12.00	0.00 0.00	⚙	12.00 10	14.00 10		0.00	0.00

New Bet Plan Results Messages Bets

Lord Riddiford

Manual 1 Back 10.00 at 1.60 Disrupted

MTI P&L Display

The 2 columns labeled 'P&L If Wins' and 'P&L If Loses' will display the possible P&L outcomes of each selection in isolation.

These values are calculated from only bets that have been placed on that particular selection (either via the MTI or via a bet plan).

External P&L generated from bets placed by other BTX sessions or elsewhere, can be included if required by selecting the relevant option on the ['Betfair' tab of Settings](#).

This enables you to trade each selection on an individual basis.

The overall market P&L on each selection is displayed as usual in the P&L column to the right of the LPM prices.

Selections: (GB 23/10/2017 13:40 Windsor - To Be Placed)											
										Cancel Bet Plan When:	Keep Bet <input checked="" type="checkbox"/>
										Never	1-Click <input checked="" type="checkbox"/>
	Name	Back	Lay	LPM	P&L If Wins/Loses	Tools	Back Bet (0 ticks)	Lay Bet (+1 tick)	Tradeout Bet (1 tick worse)	P&L If Wins	P&L If Loses
	Lord Riddiford (1st fav)	1.58 3	1.60 40	1.59	5.50 -10.00		1.58 10	1.61 10	Lay 9.63 at 1.61 Loss -0.37	5.50	-10.00
	Axe Cap (2nd fav)	2.00 60	2.06 38	1.94	0.00 0.00		2.00 10	2.08 10		0.00	0.00
	Iconic Knight (3rd fav)	1.95 10	1.98 89	1.98	0.00 0.00		1.95 10	1.99 10		0.00	0.00
	Elite Shadow	2.60 3	2.76 24	2.42	0.00 0.00		2.60 10	2.78 10		0.00	0.00
	Ivy Leaguer	2.86 31	3.20 83	3.00	0.00 0.00		2.86 10	3.25 10		0.00	0.00
	Sovereign State	4.80 23	5.40 3	4.90	0.00 0.00		4.80 10	5.50 10		0.00	0.00
	Big Brave Bob	6.40 5	6.80 33	5.60	0.00 0.00		6.40 10	7.00 10		0.00	0.00
	Cool Baby	10.50 4	11.50 5	10.00	0.00 0.00		10.50 10	12.00 10		0.00	0.00
	Shamrock Emma	8.20 3	9.60 4	9.40	0.00 0.00		8.20 10	9.80 10		0.00	0.00

New Bet Plan	Results	Messages	Bets
Lord Riddiford			
Manual 1	Back 10.00	at 1.60	Cancelled
Manual 2	Back 10.00	at 1.54	Full match 10.00 at 1.55

Click Green button to send in trade out bet to guarantee a profit if the selection wins or loses.

Selections: (GB 23/10/2017 13:40 Windsor - To Be Placed) Status: GOING DOWN

Cancel Bet Plan When: Never

Keep Bet ☒ 1-Click ☒

	Name	Back	Lay	LPM	P&L If Wins/Loses	Tools	Back Bet (0 ticks)	Lay Bet (+1 tick)	Tradeout Bet (1 tick worse)	P&L If Wins	P&L If Loses
	Lord Riddiford (1st fav)	1.45 104	1.48 60	1.45	5.50 -10.00		1.45 10	1.49 10	Lay 10.40 at 1.49 Profit 0.40	5.50	-10.00
	Axe Cap (2nd fav)	1.84 22	1.87 2	1.89	0.00 0.00		1.84 10	1.88 10		0.00	0.00
	Iconic Knight (3rd fav)	1.95 16	1.97 31	1.95	0.00 0.00		1.95 10	1.98 10		0.00	0.00
	Elite Shadow	2.56 26	2.64 42	2.64	0.00 0.00		2.56 10	2.66 10		0.00	0.00
	Ivy Leaguer	2.90 16	3.05 11	3.00	0.00 0.00		2.90 10	3.10 10		0.00	0.00
	Sovereign State	4.70 5	5.00 5	4.70	0.00 0.00		4.70 10	5.10 10		0.00	0.00
	Big Brave Bob	7.00 13	7.60 5	7.60	0.00 0.00		7.00 10	7.80 10		0.00	0.00
	Cool Baby	13.00 12	14.50 2	13.00	0.00 0.00		13.00 10	15.00 10		0.00	0.00
	Shamrock Emma	16.50 2	18.50 5	16.50	0.00 0.00		16.50 10	19.00 10		0.00	0.00

Trade out bet matched and we guarantee a profit if wins or loses

Selections: (GB 23/10/2017 13:40 Windsor - To Be Placed) Status: AT THE POST

Cancel Bet Plan When: Never

Keep Bet ☒ 1-Click ☒

	Name	Back	Lay	LPM	P&L If Wins/Loses	Tools	Back Bet (0 ticks)	Lay Bet (+1 tick)	Tradeout Bet (2 ticks worse)	P&L If Wins	P&L If Loses
	Lord Riddiford (1st fav)	1.42 7	1.43 70	1.43	0.68 0.47		1.42 10	1.44 10		0.68	0.47
	Axe Cap (3rd fav)	1.98 44	2.08 9	2.00	0.00 0.00		1.98 10	2.10 10		0.00	0.00
	Iconic Knight (2nd fav)	1.87 4	1.90 15	1.88	0.00 0.00		1.87 10	1.91 10		0.00	0.00
	Elite Shadow	3.05 5	3.15 45	3.05	0.00 0.00		3.05 10	3.20 10		0.00	0.00
	Ivy Leaguer	2.94 8	3.15 40	3.00	0.00 0.00		2.94 10	3.20 10		0.00	0.00
	Sovereign State	4.10 9	4.50 18	4.20	0.00 0.00		4.10 10	4.60 10		0.00	0.00
	Big Brave Bob	5.90 88	6.40 2	6.60	0.00 0.00		5.90 10	6.60 10		0.00	0.00
	Cool Baby	10.50 16	12.50 7	10.50	0.00 0.00		10.50 10	13.00 10		0.00	0.00
	Shamrock Emma	13.50 6	17.00 2	14.00	0.00 0.00		13.50 10	17.50 10		0.00	0.00

New Bet Plan Results Messages Bets

Lord Riddiford

Manual 1	Back	10.00	at 1.60	Cancelled
Manual 2	Back	10.00	at 1.54	Full match 10.00 at 1.55
Manual 3	Lay	10.47	at 1.48	Full match 10.47 at 1.46

MTI Trade Out Bet

For each selection, if the values displayed in the 'P&L If Wins/If Loses' columns are not equal, then the BTX will attempt to calculate a trade out bet to equalize them.

If the 'If Wins' value is larger than 'If Loses' then the trade out bet will be a Lay.

If the 'If Wins' value is less than 'If Loses' then the trade out bet will be a Back.

The Trade Out bet will be calculated using the currently available market price after any adjustment for Trade Out Offset Ticks.

A Trade Out bet button will not be displayed if the minimum stake is not satisfied.

If a Trade Out bet is possible then a bet button will be displayed for that selection.

The button will be green for a positive (or breakeven) trade out, or red if it is negative.

The trade out P&L that would result from the bet on that selection is displayed on the button as a 'Profit' or a 'Loss' amount.

The price used for the trade out bet calculation can be adjusted to a better or worse than current market price via the trade out offset ticks.

If there is a possible trade out bet at the adjusted price then this will be displayed on the button.

you can then place the bet at the adjusted price if required.

Placing the bet at a worse price will usually improve the chance of the bet being matched.

Adjusting to a better price enables you to place a trade out bet into the market in the expectation that the market will move in the right direction and the bet will be matched.

Selections: (GB 23/10/2017 13:40 Windsor - To Be Placed)										Cancel Bet Plan When:		Keep Bet <input checked="" type="checkbox"/>
										Never		1-Click <input checked="" type="checkbox"/>
	Name	Back	Lay	LPM	P&L If Wins/Loses	Tools		Back Bet (0 ticks)	Lay Bet (+1 tick)	Tradeout Bet (1 tick worse)	P&L If Wins	P&L If Loses
<input type="checkbox"/>	Lord Riddiford (1st fav)	1.58 3	1.60 34	1.58	5.50 -10.00			1.58 10	1.61 10	Lay 9.63 at 1.61 Loss -0.37	5.50	-10.00
<input type="checkbox"/>	Axe Cap (2nd fav)	2.00 210	2.08 17	1.94	0.00 0.00			2.00 10	2.10 10		0.00	0.00
<input type="checkbox"/>	Iconic Knight (3rd fav)	1.95 4	1.98 89	1.95	0.00 0.00			1.95 10	1.99 10		0.00	0.00
<input type="checkbox"/>	Elite Shadow	2.60 3	2.76 3	2.60	0.00 0.00			2.60 10	2.78 10		0.00	0.00
<input type="checkbox"/>	Ivy Leaguer	2.86 10	2.96 30	3.00	0.00 0.00			2.86 10	2.98 10		0.00	0.00
<input type="checkbox"/>	Sovereign State	4.60 5	5.00 12	4.90	0.00 0.00			4.60 10	5.10 10		0.00	0.00
<input type="checkbox"/>	Big Brave Bob	6.40 5	6.80 33	5.60	0.00 0.00			6.40 10	7.00 10		0.00	0.00
<input type="checkbox"/>	Cool Baby	10.50 4	11.50 5	10.00	0.00 0.00			10.50 10	12.00 10		0.00	0.00
<input type="checkbox"/>	Shamrock Emma	8.20 3	10.50 2	9.40	0.00 0.00			8.20 10	11.00 10		0.00	0.00

MTI Refresh Rate

When the MTI display has been enabled, the screen will be updated approximately once per second. At this rate the manual bet buttons do not update too rapidly for you to respond.

Note, however, that if the market has a bet plan attached then behind the scenes this will still be progressed at the usual fast rate for rapidly moving markets such as in-play horse racing.

Ticks & Offset Ticks

What are ticks on Betfair?

Ticks are the price increments between prices. So if a price varies between 1.01 and 1.02 the price increment or tick is 0.01

Further the increment changes depending on which group of prices you are in. Here is a table of price groups and their increments.

Price	Increment
1.01 → 2	0.01
2 → 3	0.02
3 → 4	0.05
4 → 6	0.1
6 → 10	0.2
10 → 20	0.5
20 → 30	1
30 → 50	2
50 → 100	5
100 → 1000	10

Offset ticks or tick offsets, allow us to enter bet prices at an offset price. So if the current price is 1.5 we can ask for a better or worse price by using offset ticks.

Back bet example

An example would be entering a back bet at say the current price 1.5 - 10 ticks or a better price. As per the table 10 ticks is 0.10, so the price entered would be 1.6

In this case as the required price is greater than the current price, it would not get matched. It would only get matched if the current price moved to 1.6 or higher.

If we entered the bet at 1.5 - 10 ticks or a worse price. The bet would go in at 1.4. In this case the bet would get matched at 1.5 straight away. This is due to the way Betfair match prices. They always match at best value. So if the current price was 6 say, then you put in a back bet at 1.1, it would get matched at 6.

Lay Bet Example

An example would be entering a lay bet at say the current price 2.5 - 10 ticks or a better price. As per the table 10 ticks is 0.2, so the price entered would be 2.3

In this case as the required price is less than the current price, it wouldn't get matched. It would only get matched if the current price moved down to 2.3 or lower.

If we entered the bet at 2.5 + 10 ticks or a worse price. The bet would go in at 2.7. In this case the bet would get matched at 2.5 straight away. This is also due to the way Betfair match prices. They always match at best value. So if the current price was 2.5 say, then you put in a bet at 6, it would get matched at 2.5.

How can we use Offset Ticks?

We can use this in various ways. Firstly we can use it to almost guarantee getting a match on the exchange by using Betfair's best value matching system. If you are willing to put up with a slightly worse price then entering the bet with an offset so you get matched can be good.

Back bet - ticks = worse price, but will get you the best current price available.
Lay bet + ticks = worse price, but will get you the best current price available.

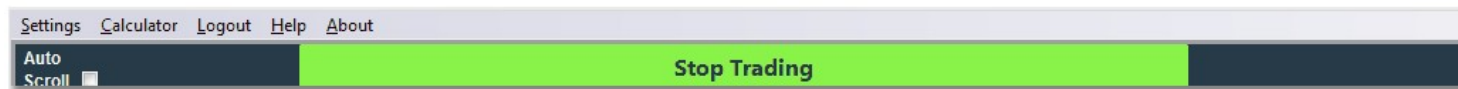
Secondly, you can use it to get better value by waiting for a better price, you may not get matched of course but if the price does move to equal yours it will.

Back bet + ticks = better price but will likely not get matched straight away.
Lay bet - ticks = better price but will likely not get matched straight away.

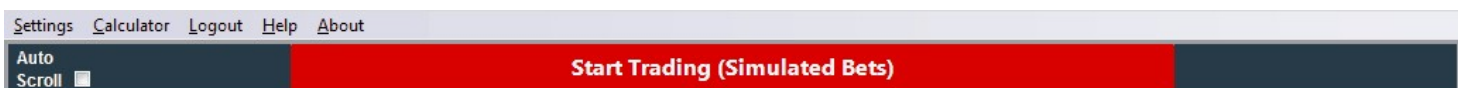
Trading Control Bar

The Trading Control Bar (TCB) is displayed at the top of the screen under the Main Menu. It will only be visible, however, if at least 1 plan has been attached to a Market. The TCB enables you to start and stop trading (i.e. executing the bet plans).

When trading is in progress the TCB will be green.



When trading is not in progress the TCB will be red.



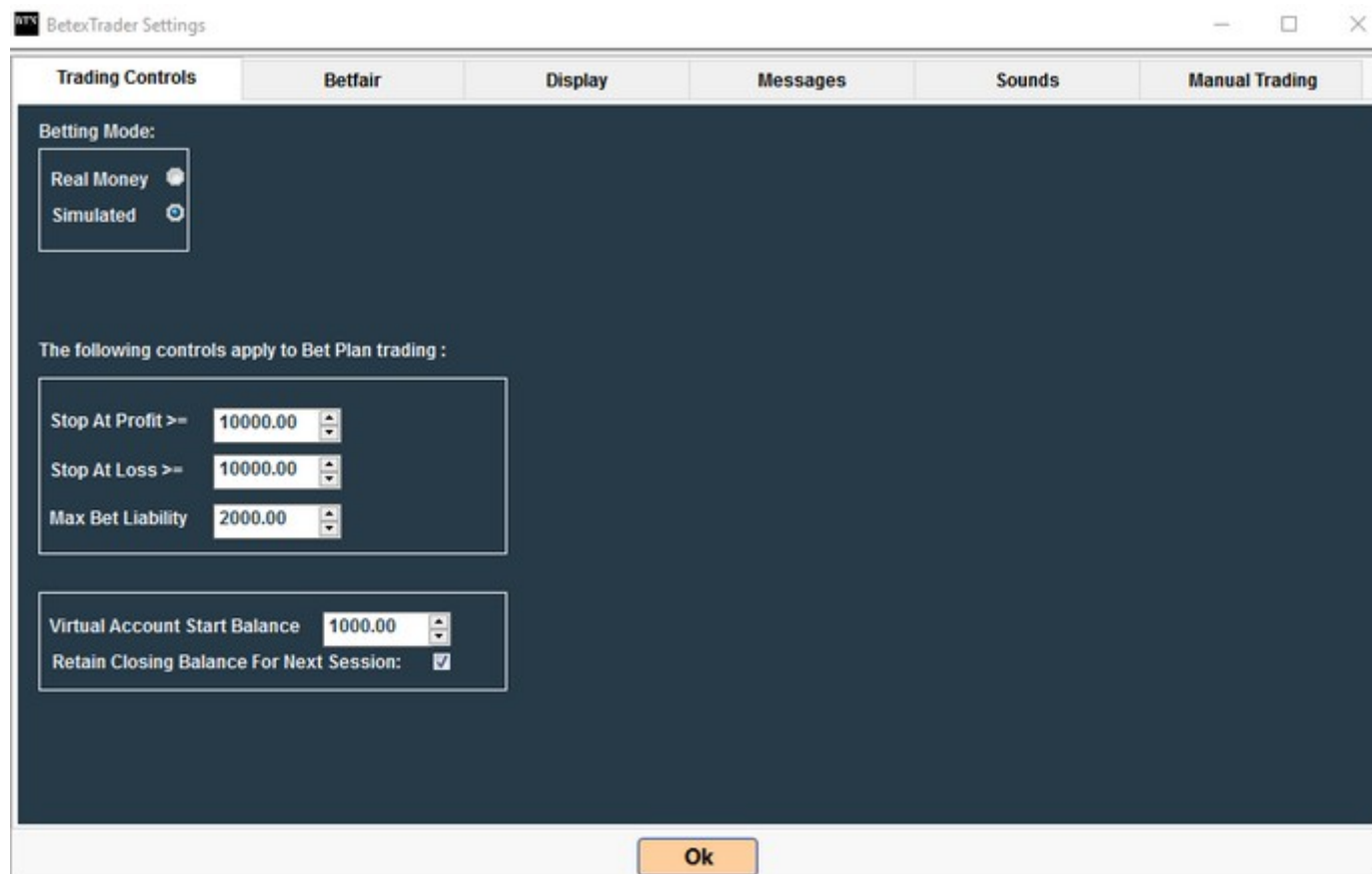
If trading has been stopped automatically by the BTX due to a stop-on-profit/loss target having been reached then it will be orange with the reason displayed to the right of the TCB.

Trading Modes

The BTX supports 2 trading modes, Real and Simulated betting. The current mode is selected by clicking on the Settings screen via the Main Menu.

In Real trading mode, bets will be placed using real money from the your account. All bets are placed in the currency of the your account.

In Simulated trading mode the betting activity will not use real money from the your account but instead the BTX monitors the market prices/volumes and estimates when the required bets would have been matched and updates the P&L accordingly. Simulated trading mode enables you to test out strategies without risking any of his bankroll.



The screenshot shows the 'BetexTrader Settings' window with the 'Trading Controls' tab selected. The window has a dark blue background and a light grey title bar with standard Windows window controls. The 'Trading Controls' tab is highlighted in the top navigation bar. Below the tab, the 'Betting Mode:' section has two radio buttons: 'Real Money' (unselected) and 'Simulated' (selected). Below this, a section titled 'The following controls apply to Bet Plan trading :' contains two sub-sections. The first sub-section has three controls: 'Stop At Profit >=' with a value of 10000.00, 'Stop At Loss >=' with a value of 10000.00, and 'Max Bet Liability' with a value of 2000.00. The second sub-section has two controls: 'Virtual Account Start Balance' with a value of 1000.00 and 'Retain Closing Balance For Next Session:' with a checked checkbox. An 'Ok' button is located at the bottom center of the window.

BetexTrader Settings

Trading Controls Betfair Display Messages Sounds Manual Trading

Betting Mode:

Real Money ☐

Simulated ☒

The following controls apply to Bet Plan trading :

Stop At Profit >= 10000.00

Stop At Loss >= 10000.00

Max Bet Liability 2000.00

Virtual Account Start Balance 1000.00

Retain Closing Balance For Next Session: ☒

Ok

Results Tab

The Results tab will contain a list of markets on which a bet plan has been attached, or a manual bet has been placed. The market will not be displayed until the expected start time has passed. If the user re-loads the Markets List then the Results list will be cleared. Two columns are populated for each listed market:

- Real P&L** – Will display the gross P&L resulting from real money bets placed on each market. Note that this will also include any 'external' P&L, i.e. from bets placed outside of the BTX session being viewed
- Sim P&L** – Will display the predicted gross P&L resulting from simulated bets placed on each market.

Settings Calculator Import Selections Scheduler Export Results Logout Help About

Auto Scroll **Start Bet Plan Trading (Simulated Bets)** Stopped on Profit 29.00
1 Bet Plan still in progress

Markets: Get Markets

<input checked="" type="checkbox"/>	Date/Time	Country/Venue	Race/Market	No	FLPM	FBSP	Traded	Status	InPlay	Plan	Ticked Sel	Tools
<input checked="" type="checkbox"/>	15/04/2020 17:30	US Tampa Bay Downs	R1 6f Mdn Claim To Win	8	1.01	2.997	224548	CLOSED				
<input checked="" type="checkbox"/>	15/04/2020 18:00	US Tampa Bay Downs	R2 5f Mdn To Win	8	1.01	2.048	266496	CLOSED				
<input checked="" type="checkbox"/>	15/04/2020 18:30	US Tampa Bay Downs	R3 1m Claim To Win	8	1.01	3.905	234273	CLOSED				
<input checked="" type="checkbox"/>	15/04/2020 19:00	US Tampa Bay Downs	R4 1m Mdn Claim To Win	10	3.75		154202	OPEN				
<input checked="" type="checkbox"/>	15/04/2020 19:15	US Will Rogers Downs	R1 5f Claim To Win	9	3.55		7240	OPEN				
<input checked="" type="checkbox"/>	15/04/2020 19:30	SE Jagersro	R6 3140m Trot S To Win	8	2.64	N/A	2766	OPEN	N/A			
<input checked="" type="checkbox"/>	15/04/2020 19:30	US Tampa Bay Downs	R5 6f Mdn Claim To Win	9	2.10		7277	OPEN				

Selections: (US 15/04/2020 17:30 Tampa Bay Downs - To Win)

<input type="checkbox"/>	Name	Back	Lay	LPM	P&L	Tools
<input type="checkbox"/>	Little Natalia (1st fav)			1.01	-11.00	
<input type="checkbox"/>	Mi Tia Regis			990...	20.00	
<input type="checkbox"/>	Explosive Pack... (2nd fav)			990...	-11.50	
<input type="checkbox"/>	Jeanie Vee			100...	20.00	
<input type="checkbox"/>	Undercover Out...			100...	20.00	
<input type="checkbox"/>	Thirstyforamira...			990...	20.00	
<input type="checkbox"/>	Trap Girl			990...	20.00	

Betting Plan Bets


Explosive Package
Plan Bet1 Lay 10.00 at 3.15
Full match at 3.15 Placed: 15/0...

Little Natalia
Plan Bet1 Lay 10.00 at 3.10
Full match at 3.10 Placed: 15/0...

Export Results
Total P&L 29.00

Account Balance Display

At the bottom left corner of the Results section there is a slide-out panel indicated by a grey tab. If the user hovers the mouse cursor over this tab then the Account Balance Display Panel will appear. This contains the currently available balances in the user's GB wallet and for BTX Ultimate the virtual account. If the values have not been loaded yet then the user can do so by clicking the Refresh button. The values on this panel are automatically updated each time a market on the Markets List is closed. When the user moves the cursor away from this panel, it will automatically slide back out of view. If required, however, the user can lock the panel in view by clicking the 'Pin' button



The screenshot shows the 'Results' tab selected in the top navigation bar. A table displays betting results for three events. A large dark blue slide-out panel is visible on the right side of the table. An orange callout box points to a small grey tab at the bottom left of this panel, with the text 'Click here to see the Betfair account balance'. At the bottom right of the panel, the 'Total P&L' is shown as -6.00.

Time	Ctry/Venue	Race/Market	Real P&L	Sim P&L
16:25	GB Uttoxeter	3m Hcap Hrd To Win	0.00	No Bet
16:30	IE Galway	2m Mdn Hrd To Win	0.00	5.00
16:35	GB Carlisle	1m Hcap To Win	0.00	-11.00

Click here to see the Betfair account balance

Total P&L -6.00

Export Results

This button on the Results tab enables the user to save the results of the current session to an Excel spreadsheet for record keeping and/or analysis if required.

Only markets that have a bet plan attached, or Manual Bet placed, and are closed (so that the P&L result is known) will be included in the export data.

The saved data will contain one row per selection and includes details of the market, the 3 bets placed on each selection (depending on the bet plan), the P&L result and the bet plan settings used.

New Bet Plan Results Messages				
Time	Ctry/Venue	Race/Market	Real P&L (-5.00%)	Sim P&L (-5.00%)
16:10	GB Southwell	6f Hcap To Be Placed	0.00	4.75
16:10	GB Southwell	6f Hcap To Win	0.00	-2.00
16:20	GB Kempton	2m Listed Hrd To Be Placed	0.00	-4.40
16:20	GB Kempton	2m Listed Hrd To Win	0.00	-2.00
16:30	IE Leopardstown	1m Hcap To Be Placed	0.00	No Bet
16:30	IE Leopardstown	1m Hcap To Win	0.00	No Bet
16:40	GB Southwell	5f Hcap To Win		
16:40	GB Southwell	5f Hcap To Be Placed		
			Export Results	
			Total P&L -3.65	

Messages Tab

The Messages tab is an area where the BTX can convey general information to the user without disturbing him with pop-up dialog boxes.

It will display the number of markets loaded into the Markets list. It will also display details of any non-runners as they arise and

any manual bets placed (this feature can be turned off if required via the Settings screen).

API error messages and other information will also be reported on the Messages tab.

The number of messages currently on this tab is displayed in the 7th panel of the Status Info Bar. A large number here may be an indication of a high number of API errors occurring.

Auto
Scroll

Stop Trading

Markets:

Get Markets

<input checked="" type="checkbox"/>	Date/Time	Country/Venue	Race/Market	No	FLPM	FBSP	Traded	Status	InPlay	Plan
<input checked="" type="checkbox"/>	10/09/2014 16:25	GB Uttoxeter	3m Hcap Hrd To Win	5	1.01	2.420	854570	CLOSED		
<input checked="" type="checkbox"/>	10/09/2014 16:30	IE Galway	2m Mdn Hrd To Win	7	1.01	1.711	385771	CLOSED		
<input checked="" type="checkbox"/>	10/09/2014 16:35	GB Carlisle	1m Hcap To Win	8	1.01	3.700	517214	CLOSED		
<input checked="" type="checkbox"/>	10/09/2014 16:45	GB Doncaster	7f Hcap To Win	11	5.90		464717	OPEN		
<input checked="" type="checkbox"/>	10/09/2014 16:55	GB Uttoxeter	2m4f Hcap Chs To Win	10	6.00		41562	OPEN		
<input checked="" type="checkbox"/>	10/09/2014 17:00	IE Galway	2m4f Hrd To Win	4	2.44		30063	OPEN		
<input checked="" type="checkbox"/>	10/09/2014 17:05	GB Carlisle	1m Hcap To Win	10	6.00		34095	OPEN		

New Bet Plan

Results







Messages

Messages

13:12:29 - Session started: 10/09/2014 13:12:29
13:32:19 - Obtained 36 markets.
14:37:54 - NON-RUNNER in GB 10/09/2014 15:35 Doncaster To Be Placed : Polar Forest
14:38:22 - NON-RUNNER in GB 10/09/2014 15:35 Doncaster To Be Placed : Cyflymder
14:40:49 - Obtained 37 markets.
14:49:49 - NON-RUNNER in GB 10/09/2014 15:25 Carlisle 7f Mdn : Mandria
15:04:59 - NON-RUNNER in GB 10/09/2014 16:00 Carlisle 1m Mdn : Life Knowledge
16:07:48 - NON-RUNNER in GB 10/09/2014 17:15 Doncaster 5f Hcap : Threes Grand
16:21:44 - Obtained 38 markets.
16:29:39 - Cannot place Bet1 for GB 10/09/2014 16:25 Uttoxeter 3m Hcap Hrd : Chill Factor. Stake 100.00 @ 1.90
16:30:48 - Cannot place Bet1 for IE 10/09/2014 16:30 Galway 2m Mdn Hrd : Dandridge. Stake 100.00 @ 1.90

Status Info Bar

The Status Info Bar (SIB) is located at the bottom of the screen and displays various items of useful information relating to the BTX's current status and trading activity. It consists of 8 sections:

<input type="checkbox"/>		Rocky Court			1000.0	0.00
<input type="checkbox"/>		Kilcaragh Boy (3rd fav)			620.00	0.00
<input type="checkbox"/>		Canitbe			1000.0	0.00
<input type="checkbox"/>		Big Bad Wolf			1000.0	0.00
<input type="checkbox"/>		Some Pride			1000.0	0.00
<input type="checkbox"/>		Tornado Watch	NR	NR	NR	

10/09/2014

16:47:30

Betting Mode: SIMULATED

Trading: In Progress

GBP (min stake 2.00)

Msgs 11

Section 1 – Date

Displays the current date applicable to the local timezone of the user.







<input type="checkbox"/>		Rocky Court			1000.0	0.00
<input type="checkbox"/>		Kilcaragh Boy (3rd fav)			620.00	0.00
<input type="checkbox"/>		Canitbe			1000.0	0.00
<input type="checkbox"/>		Big Bad Wolf			1000.0	0.00
<input type="checkbox"/>		Some Pride			1000.0	0.00
<input type="checkbox"/>		Tornado Watch	NR	NR	NR	



10/09/201416:47:30Betting Mode: SIMULATEDTrading: In ProgressGBP (min stake 2.00)Msgs 11

Section 2 – Time

Displays the current time applicable to the local timezone of the user.







<input type="checkbox"/>	 Rocky Court			1000.0	0.00
<input type="checkbox"/>	 Kilcaragh Boy (3rd fav)			620.00	0.00
<input type="checkbox"/>	 Canitbe			1000.0	0.00
<input type="checkbox"/>	 Big Bad Wolf			1000.0	0.00
<input type="checkbox"/>	 Some Pride			1000.0	0.00
<input type="checkbox"/>	 Tornado Watch	NR	NR	NR	

✖

10/09/2014 16:47:30 Betting Mode: SIMULATED Trading: In Progress GBP (min stake 2.00) Msgs 11

Section 3 – Betting Mode

Displays the current BTX betting mode: "SIMULATED" or "REAL MONEY".

	Rocky Court			1000.0	0.00
	Kilcaragh Boy (3rd fav)			620.00	0.00
	Canitbe			1000.0	0.00
	Big Bad Wolf			1000.0	0.00
	Some Pride			1000.0	0.00
	Tornado Watch	NR	NR	NR	

10/09/2014	16:47:30	Betting Mode: SIMULATED	Trading: In Progress	GBP (min stake 2.00)	Msgs 11
------------	----------	-------------------------	----------------------	----------------------	---------

Section 4 – Trading Status

Displays the current BTX trading status:







Not Started

In Progress

Stopped By Profit

Stopped By Loss



Stopped By User

<input type="checkbox"/>		Rocky Court			1000.0	0.00
<input type="checkbox"/>		Kilcaragh Boy (3rd fav)			620.00	0.00
<input type="checkbox"/>		Canitbe			1000.0	0.00
<input type="checkbox"/>		Big Bad Wolf			1000.0	0.00
<input type="checkbox"/>		Some Pride			1000.0	0.00
<input type="checkbox"/>		Tornado Watch	NR	NR	NR	

10/09/2014 16:47:30 Betting Mode: SIMULATED Trading: In Progress GBP (min stake 2.00) Msgs 11

Section 6 – Currency






Displays the currency code for your account and the minimum stake value required by Betfair for that currency. All bets will be placed and all financial information will be displayed in this currency.

	Rocky Court			1000.0	0.00
	Kilcaragh Boy (3rd fav)			620.00	0.00
	Canitbe			1000.0	0.00
	Big Bad Wolf			1000.0	0.00
	Some Pride			1000.0	0.00
	Tornado Watch	NR	NR	NR	

10/09/2014	16:47:30	Betting Mode: SIMULATED	Trading: In Progress	GBP (min stake 2.00)	Msgs 11
------------	----------	-------------------------	----------------------	----------------------	---------

Section 7 – Message Count

Displays the number of messages on the Messages tab.

<input type="checkbox"/>	 Rocky Court			1000.0	0.00
<input type="checkbox"/>	 Kilcaragh Boy (3rd fav)			620.00	0.00
<input type="checkbox"/>	 Canitbe			1000.0	0.00
<input type="checkbox"/>	 Big Bad Wolf			1000.0	0.00
<input type="checkbox"/>	 Some Pride			1000.0	0.00
<input type="checkbox"/>	 Tornado Watch	NR	NR	NR	







✖

10/09/2014 16:47:30 Betting Mode: SIMULATED Trading: In Progress GBP (min stake 2.00) Msgs 11

Section 8– General

Displays general status information, for example:

```
'Loading markets..'
'FUNDS EXCEEDED'
```

<input type="checkbox"/>	 Rocky Court			1000.0	0.00
<input type="checkbox"/>	 Kilcaragh Boy (3rd fav)			620.00	0.00
<input type="checkbox"/>	 Canitbe			1000.0	0.00
<input type="checkbox"/>	 Big Bad Wolf			1000.0	0.00
<input type="checkbox"/>	 Some Pride			1000.0	0.00
<input type="checkbox"/>	 Tornado Watch	NR	NR	NR	

✖

<

10/09/2014	16:47:30	Betting Mode: SIMULATED	Trading: In Progress	GBP (min stake 2.00)	Msgs 11
------------	----------	-------------------------	----------------------	----------------------	---------

Running Multiple Instances

You can run multiple instances of the software, each running it's own Betplan on the loaded events.

So in theory you could have two betplans or even more running on one event/race etc.

This gives you a very powerful platform in which to design systems and strategies.

Simply click the desktop icon again to start a new instance of the software.

BetexTrader – Under The Hood

This section covers some technical details on how the application has been structured and some insight into how it operates.

Application Structure

The BTX application has been designed as 2 main processes (Windows threads).

The main program thread deals with all user-interface aspects, i.e. responding to all user input and keeping the information that is displayed up to date.

There is also a background process called the Event Update Thread (EUT) that runs continuously and is started when the Markets List has been loaded. The EUT is responsible for dealing with the Betfair API. It obtains all of the required Betfair market data and is responsible for progressing any Betting Plans that have been attached to markets.

Both the main program and the EUT maintain an object oriented data structure which contains the following information hierarchy:

- #Betting Exchange
 - #User Account
 - #Market
 - #Betting Plan
 - #Selection
 - #Bet

The main program and the EUT share information updates with each other using a Windows inter thread messaging system.

Market Update Frequency

The dynamic information that is displayed on the Markets and Selections lists is updated at varying intervals depending on the sport, the time (relative to the market start) and status of each market as shown in the table below:

In View	Has Plan	In Play		Update Frequency (seconds)						
				Horse Racing	Football	Tennis	Basket ball	Golf	Cricket	Ice Hockey
No	No	No	More than 2 mins before the start. Less than 2 mins before the start.	30 10	30 10	30 10	30 10	30 10	30 10	30 10
No	No	Yes		5	60	60	60	60	60	60
No	Yes	No	More than 2 mins before the start. Less than 2 mins before the start.	20 5	20 10	20 10	20 10	20 10	20 10	20 10
No	Yes	Yes		0.3	20	20	15	30	30	15
Yes	No	No		2	10	10	10	10	10	10
Yes	No	Yes		1	10	10	10	10	20	10
Yes	Yes	No	More than 2 mins before the start. Less than 2 mins before the start.	2 1	10 10	10 10	10 10	10 10	10 10	10 10
Yes	Yes	Yes		0.3	10	10	10	10	20	10

Note that these are only target frequencies and are not guaranteed. They are dependent on various factors:

- The number of markets in the market list.
- The number of markets with a betting plan.
- The number of markets that are in-play simultaneously.
- The network speed of the user.
- The Betfair host server for the market (obtaining data from the Australian server is slower than that from the GB server when the user is in the UK for example).

Note also that if the Manual Trading Interface is enabled then the above update rates still apply to bet plans, but the screen will always be updated at approximately once per second.

Non-Runners

When the market list is loaded, the BTX retrieves the list of Selections for each market on that list. The BTX identifies when any of these selections becomes a non-runner by the Betfair selection status 'REMOVED'. When a non-runner occurs it will have a 'reduction factor' calculated by Betfair. All matched bets on other selections in the market will be reduced in price by Betfair by this reduction factor.

In the event of a non-runner the BTX will take the following actions on markets that have a betting plan attached:

- No bets placed yet** – no action is required. The bet plan setting for max non-runners will determine whether or not the plan progresses from here.
- Bet 1(s) have been placed but none have been matched** – the bets are cancelled and the plan is reset to start again. The bet plan setting for max non-runners will determine whether or not the plan progresses from here.
- At least one Bet1 has been matched (partially or fully)** – the reduction factor of the non-runner is used to adjust the prices of any unplaced bets on the bet plan. Any bets already in the market will be automatically adjusted by Betfair.

Matching Simulated Bets

In simulated betting mode the BTX has to estimate when a bet would have been matched. It is impossible to do this 100% accurately as the BTX does not have access to the bet queue that is managed by the Betfair server and therefore does not know which or when bets have been placed and cancelled by other users.

At the point in time when a simulated bet is placed, the BTX will use the API to determine how much has already been traded at the required price or better. Then on each subsequent update cycle the BTX will check again and if the volume traded on the required price (or better) has increased then it will assume that this amount would have been matched on our bet.

Timezones

All dates and times are published by Betfair in GMT. The BTX has been designed to operate anywhere in the world in any timezone.

All Betfair dates and times are automatically adjusted by the BTX to the users' local timezone before being displayed.

The BTX determines the correct timezone for the user by examining his machine date/time settings.

Context Save and Restore

When the user closes the BTX the following information is saved in the Windows Registry and restored the next time the user runs the BTX:

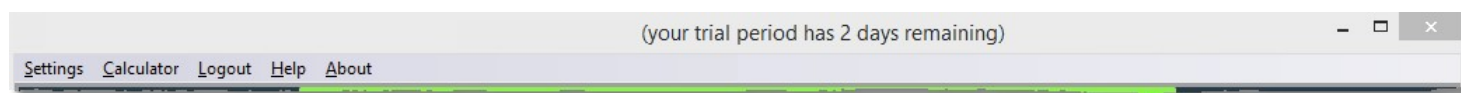
- The last set of filter values used on the Market selection screen.
- All values on the Settings screen.
- All values on the New Bet Plan tab and the last used Load/Save folder.

Licensing & Activation


This section outlines the steps by which a new customer is granted permission to run the BTX. The licensing and online activation system has been integrated into the BTX application.

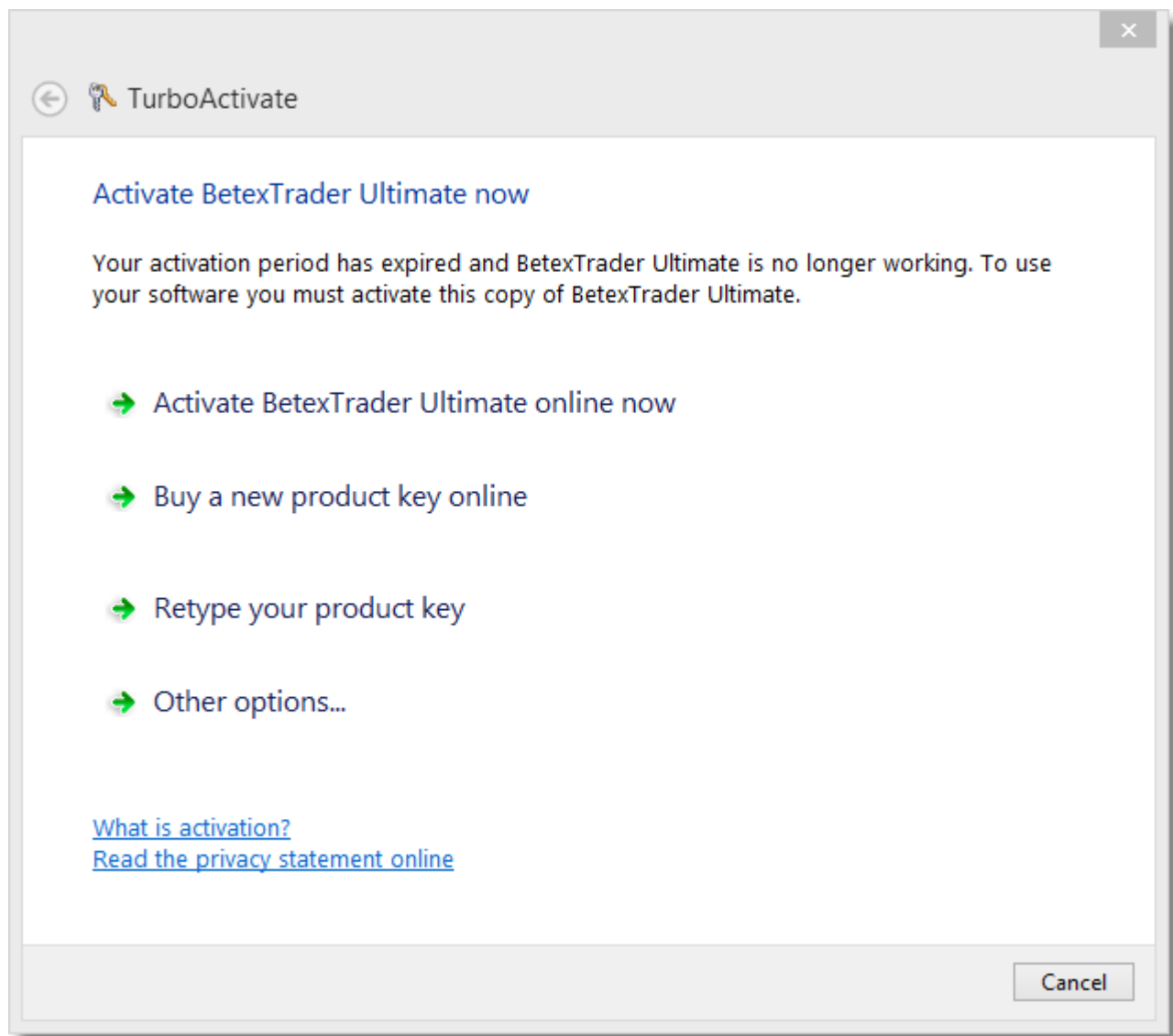
To move your software and license to another PC or new PC see next section [Move License to Another PC](#)

- The user visits the BTX website and downloads and installs the BTX.
- When you run the BTX for the first time and log into Betfair, your account must be given permission to use the BTX on the Betfair API. This subscription process is carried out automatically by executing a script on the BTX webserver. This process obtains and registers a Betfair Subscription Token. If for any reason this process fails, then the user will be prompted to manually enter a subscription token which he must first obtain via BTX support.
- The secondary level of user licensing is via the Licensing service. Initially you will be granted a free trial period (7 days at the time of writing). During the trial period the number of days remaining is displayed at the very top of the BTX screen. The BTX licensing status can also be viewed at any time on the About screen.



- When the trial period expires, the next time you run the BTX you will be notified and given the option to either purchase a product key, or to activate the BTX using a product key that you have already purchased. If you choose to activate then this will start the activation wizard . If you choose to purchase a key then you will be directed to the BTX website.





•When you buy a license then the new product key will be sent to your email address. You can then enter your personal product key via the registration wizard. The wizard is accessible at any time via the BTX About screen.

Type your product key

The product key can be found in an email we sent you. Activation will register the product key to this computer.

The product key looks like this:

PRODUCT KEY: XXXX-XXXX-XXXX-XXXX-XXXX-XXXX-XXXX

Product Key:

[What is activation?](#)

[Read the privacy statement online](#)

Next

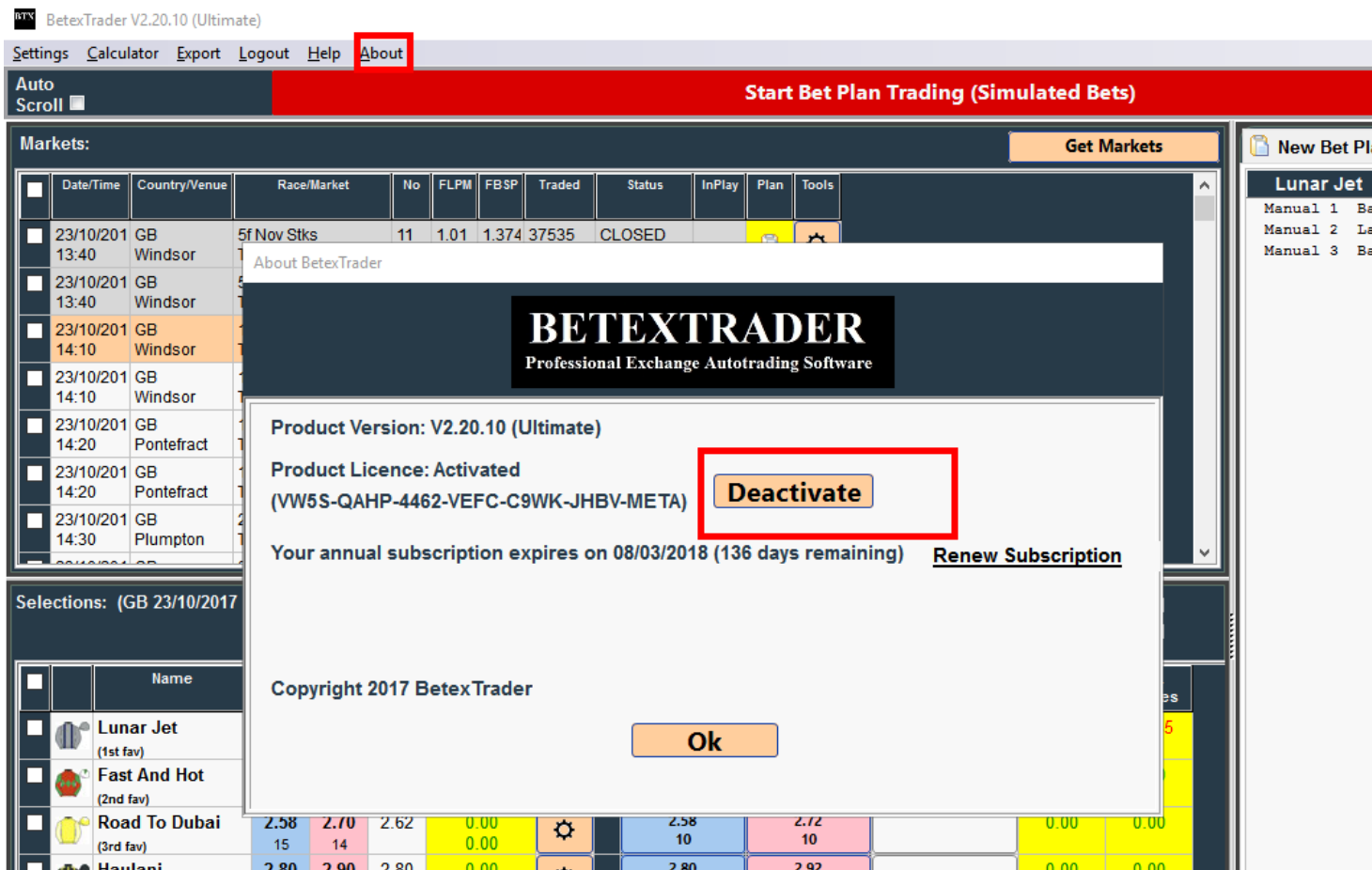
Cancel

Move License to Another PC

You can easily move the license to run the software from one PC to another. Say you are getting a new computer and you want to install the software on it for future use.

Simply make a note of your Activation code, then De-activate the software via the About menu at the top, then Activate again on the new PC.

You can download the latest version from your purchase link or from the trial download page.



Product Versions

There are 2 BTX product versions registered for use available on the BTX website: “BetexTrader Pro” and “BTX Ultimate” .

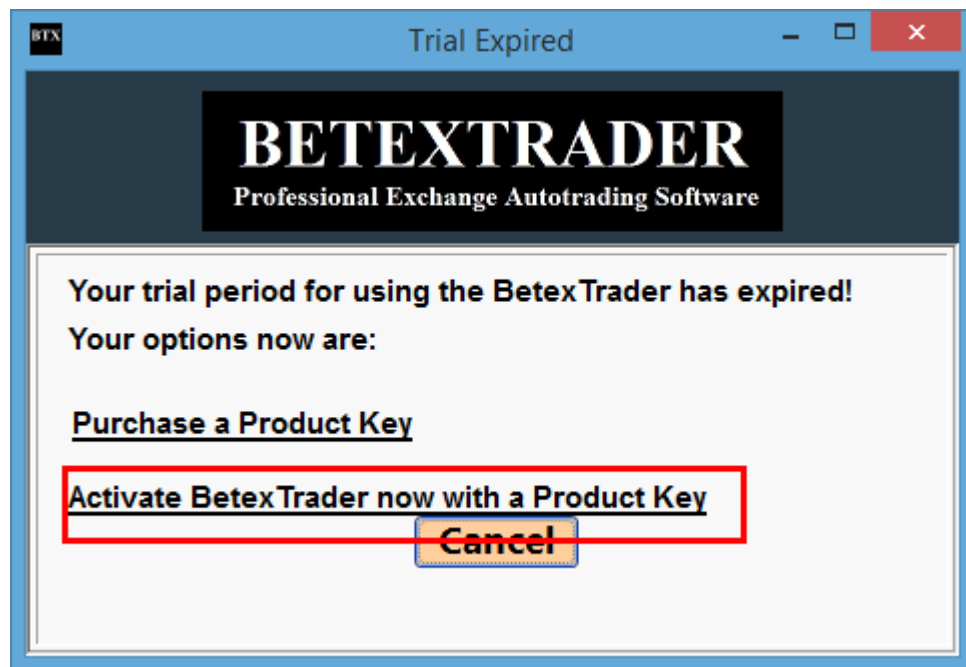
These registrations cover all versions of each BTX edition.

This allows bug-fix and other updates of the BTX to be released and installed by existing licensed users without the need for you to obtain a new activation Product Key each time.

Extending Your Trial Period

If there are any technical issues during the trial we may allow the trial period to be extended in certain circumstances. The site administrator will send you an extension key via email.

In your software when the current trial has expired, Just click the links as shown below to enter your trial extension key.



Activate BetexTrader Ultimate now

Your activation period has expired and BetexTrader Ultimate is no longer working. To use your software you must activate this copy of BetexTrader Ultimate.

→ Activate BetexTrader Ultimate online now

→ Buy a new product key online

→ Retype your product key

→ Other options...

[What is activation?](#)

[Read the privacy statement online](#)

Cancel

Other options

Either manually activate BetexTrader Ultimate or extend your trial.

→ Manually activate BetexTrader Ultimate offline

→ Extend your trial

[What is activation?](#)

[Read the privacy statement online](#)

Cancel

Extend your trial

Enter your trial extension provided by Buzzsoft and then click Next.

[What is activation?](#)

[Read the privacy statement online](#)

Next

Cancel

Betfair Vendor Certification Compliance

In order to receive Betfair vendor certification an application must be compliant with the requirements set out on the webpage:

https://bdp.betfair.com/index.php?option=com_content&task=view&id=76&Itemid=68

The following lists each of the requirements and describes how the BetexTrader is compliant in each case.

Part A – Application Security Certification

•An application may not communicate with the API through a proxy of any description. All communications must be directly with the API and must be over a secure channel.

Compliant: The BTX communicates directly with the API over a secure (https) connection.

•A Vendor **must not** have visibility of a user's Betfair username, password or any other sensitive data that may link a user of a product to a Betfair account.

Compliant: There is no communication at all between the BTX and the vendor.

•An application must communicate directly with Betfair via the API to validate a customer.

Compliant: The BTX validates a customer directly with Betfair using the API Login function.

•An application must never store or log the user's Betfair password.

Compliant: The BTX does not store the user's Betfair password in any way.

•An application must not store or log the username in plain text. If the user has chosen to store their username locally (by performing an explicit action to indicate their wish to do so) it should be encrypted (AES with minimum 128 bits key length).

Compliant: The BTX does not store or log the username at all and there is currently no option for the user to do so.

•An application must display an agree/disagree model dialog to the user when the user indicates a desire to store their username locally. The default action of the dialog should be to not save the username.

Compliant: Not applicable. There is currently no option to store the username.

•An application may not implement automatic login as this would require the application storing the password locally.

Compliant: There is no automatic login function supported.

•An application must use the Vendor-registered user ID (not the Betfair username) credentials to validate subscription, fetch news and update the application and all other Vendor/application specific communication.

Compliant: Subscription validation is implemented using the LimeLM licensing and online activation system which is achieved via a user-specific product key and is unrelated to any Betfair credentials.

•The provisioning (where applicable) of the account to use the application with the Betfair API must be via the Vendor Services API or Vendor Console - see Part II

Compliant: The provisioning of the account to use the API is not carried out by the BTX and is the responsibility of the BTX website administrator.

•The vendorSoftwareId must be obfuscated from the end user

Compliant: The vendorSoftwareId is not displayed or stored locally in any way by the BTX.

•The application must provide a 'Logout' function

Compliant: A Logout function is available in the BTX main menu.

Part B – Product Requirements

- the application includes a data request counter that accurately counts requests that fall under the Data Request charging scheme. The application by default should be throttled to make no more than 10 data requests per second.*
Compliant: The BTX displays the number of data requests made each second and the peak number of data requests made in any one second on the status bar. The default throttle setting is 8 data requests per second.

- the application includes a link to the [Betfair Charges page](#) for customer reference*
Compliant: The BTX displays a link to the Betfair charges page on the Help screen.

- the application requests gzipped responses from the API (read more about enabling gZipping [here](#))*
Compliant: The BTX requests gzipped API responses where this is supported by the user's machine.

- the application supports forced updates to customers*
Compliant: Left-clicking a market in the main list will force an update of prices and bets.

- the application does not make any more than five market prices requests, per market in any one second*
Compliant: The BTX will in fact make no more than 3 market prices requests per market in any one second.

- the application does not reveal the assigned vendorSoftwareId to users*
Compliant: The vendorSoftwareId is not displayed or stored locally in any way by the BTX.

- the application does not use getBetHistory to establish the market status*
Compliant: The BTX does not call the API function getBetHistory at all.